

Oracle Utilities Testing Accelerator
Reference Guide for Oracle Utilities Customer To
Meter v2.7.0.0

Release 6.0.0.0.2 Patch 29334035

F15089-01

February 2019

F15089-01

Copyright © 2000, 2019 Oracle and/or its affiliates. All rights reserved.

This software and related documentation are provided under a license agreement containing restrictions on use and disclosure and are protected by intellectual property laws. Except as expressly permitted in your license agreement or allowed by law, you may not use, copy, reproduce, translate, broadcast, modify, license, transmit, distribute, exhibit, perform, publish, or display any part, in any form, or by any means. Reverse engineering, disassembly, or decompilation of this software, unless required by law for interoperability, is prohibited.

The information contained herein is subject to change without notice and is not warranted to be error-free. If you find any errors, please report them to us in writing.

If this is software or related documentation that is delivered to the U.S. Government or anyone licensing it on behalf of the U.S. Government, then the following notice is applicable:

U.S. GOVERNMENT END USERS: Oracle programs, including any operating system, integrated software, any programs installed on the hardware, and/or documentation, delivered to U.S. Government end users are "commercial computer software" pursuant to the applicable Federal Acquisition Regulation and agency-specific supplemental regulations. As such, use, duplication, disclosure, modification, and adaptation of the programs, including any operating system, integrated software, any programs installed on the hardware, and/or documentation, shall be subject to license terms and license restrictions applicable to the programs. No other rights are granted to the U.S. Government.

This software or hardware is developed for general use in a variety of information management applications. It is not developed or intended for use in any inherently dangerous applications, including applications that may create a risk of personal injury. If you use this software or hardware in dangerous applications, then you shall be responsible to take all appropriate fail-safe, backup, redundancy, and other measures to ensure its safe use. Oracle Corporation and its affiliates disclaim any liability for any damages caused by use of this software or hardware in dangerous applications.

Oracle and Java are registered trademarks of Oracle and/or its affiliates. Other names may be trademarks of their respective owners.

Intel and Intel Xeon are trademarks or registered trademarks of Intel Corporation. All SPARC trademarks are used under license and are trademarks or registered trademarks of SPARC International, Inc. AMD, Opteron, the AMD logo, and the AMD Opteron logo are trademarks or registered trademarks of Advanced Micro Devices. UNIX is a registered trademark of The Open Group.

This software or hardware and documentation may provide access to or information about content, products, and services from third parties. Oracle Corporation and its affiliates are not responsible for and expressly disclaim all warranties of any kind with respect to third-party content, products, and services unless otherwise set forth in an applicable agreement between you and Oracle. Oracle Corporation and its affiliates will not be responsible for any loss, costs, or damages incurred due to your access to or use of third-party content, products, or services, except as set forth in an applicable agreement between you and Oracle.

Contents

Preface	i-i
Audience	i-ii
Related Documents	i-ii
Conventions.....	i-ii
Abbreviations	i-ii
Chapter 1	
Component Reference	1-1
Overview	1-2
Components	1-2
Chapter 2	
Function Library Reference	2-1
OUCCLIB.....	2-1
Chapter 3	
Sample Work Flows	3-1
Sample Flows.....	3-2
X1-CloudSanity Flow	3-2
X1-CreatePremiseAndAccount Flow	3-3
X1-EndToEndStartService Flow.....	3-3
X1-CreateBill Flow	3-4
X1-CreatePaymentEvent Flow	3-4
Executing Sample Flows.....	3-5
Pre-requisites.....	3-5
Setting Up Sample Flows	3-5
Appendix A	
Inbound Web Services	A-1
Appendix B	
Identifying Fields For a Web Service Request	B-1
Debug Mode in the Application.....	B-2
IE Development Tool Bar	B-4
SOAP UI.....	B-7

Preface

Welcome to the Oracle Utilities Testing Accelerator Reference Guide for Oracle Utilities Customer To Meter v2.7.0.0.

This guide describes the Oracle Utilities Customer To Meter v2.7.0.0 components and function libraries used to create those components in Oracle Utilities Testing Accelerator (OUTA) 6.0.0.0.2 Patch 29334035. These components are used to build test flows in Oracle Utilities Testing Accelerator Workbench.

The preface includes the following sections:

- [Audience](#)
- [Related Documents](#)
- [Conventions](#)
- [Abbreviations](#)

Audience

This guide is intended for QA/Test Engineers and Automation Developers to understand the various components and libraries available for them to automate the business test flows for Oracle Utilities Customer To Meter using Oracle Utilities Testing Accelerator (OUTA) for Oracle Utilities Customer To Meter .

Related Documents

For more information, refer to the following Oracle resources.

Release Notes

- *Oracle Utilities Testing Accelerator Release Notes*

Installation and Administration Guide

- *Oracle Utilities Testing Accelerator Installation and Administration Guide*
- *Oracle Utilities Testing Accelerator Upgrade Guide*

User and Reference Guides

- *Oracle Utilities Testing Accelerator User's Guide*
- *Oracle Utilities Testing Accelerator Licensing Information User Manual*
- *Oracle Utilities Testing Accelerator Reference Guide for Core*

See also:

- Oracle Utilities Customer To Meter Documentation Library
- Oracle Utilities Customer Care and Billing Documentation Library
- Oracle Utilities Meter Data Management Library

Conventions

The following text conventions are used in this document:

Convention	Meaning
boldface	Boldface type indicates graphical user interface elements associated with an action, or terms defined in text or the glossary.
<i>italic</i>	Italic type indicates book titles, emphasis, or placeholder variables for which you supply particular values.
monospace	Monospace type indicates commands within a paragraph, URLs, code in examples, text that appears on the screen, or text that you enter.

Abbreviations

The following terms are used in this document:

Term	Expanded Form
MDM	Oracle Utilities Meter Data Management
CCB	Oracle Utilities Customer Care and Billing

Term	Expanded Form
ODM	Oracle Utilities Operational Device Management
C2M	Oracle Utilities Customer To Meter
UTA	Oracle Utilities Testing Accelerator

Chapter 1

Component Reference

This chapter lists the Oracle Utilities Customer To Meter starter components available to create flows in Oracle Utilities Testing Accelerator Workbench for testing the Oracle Utilities Customer To Meter applications. It includes the following sections:

- [Overview](#)
- [Components](#)

Overview

Oracle Utilities Testing Accelerator for Oracle Utilities Customer To Meter is a test starter pack built on top of Oracle Utilities Testing Accelerator that generates test automation scripts using Oracle Utilities Testing Accelerator Workbench.

Oracle Utilities Testing Accelerator for Oracle Utilities Customer To Meter contains out-of-the-box product-specific components used to build new test flows in Oracle Utilities Testing Accelerator Workbench to test the Customer To Meter applications. These out-of-the-box components correspond to specific business entities, such as business objects, service scripts, or business services used for interfacing with the application. Users can use these components as available or can extend them. Users can also create new components to be used to create flows. This starter pack also contains a set of function libraries that can be used for creating custom components.

For more information about using these function libraries, refer to [Chapter 2: Function Library Reference](#).

Consider this pack to be a starter kit which can be expanded and built upon. A few sample flows are included as an example.

For more information about creating components and flows, refer to the *Oracle Utilities Testing Accelerator User's Guide*.

Components

This section lists the starter components available for Oracle Utilities Customer To Meter.

Pre-requisites: The Inbound Web Service using the respective business object should be available in the application.

Additional Notes: Failure while creating, reading, or updating the component is logged in the test execution report, thus facilitating debugging/analysis of the problem.

The components are categorized under the following functional areas:

- [Admin](#)
- [Asset Management](#)
- [Communication](#)
- [Credit and Collection](#)
- [Customer Information](#)
- [Data Synchronization](#)
- [Device](#)
- [Extendable Lookup](#)
- [Financial](#)
- [General](#)
- [Master Configuration](#)
- [Service Order Management](#)
- [Usage](#)

Admin

Component	Description
D1-ServiceTypeAdd	Used to create a Service Type - MDM record. This component invokes the ATD1ServiceType Inbound Web Service using the D1-Service Type business object.
D1-ServiceTypeUpdate	Used to update a Service Type - MDM record. This component invokes the Inbound Web Service ATD1ServiceType using the D1-ServiceType business object.
D1-ServiceTypeDelete	Used to delete a Service Type - MDM record. This component invokes the ATD1ServiceType Inbound Web Service using the D1-ServiceType business object.
D1-ServiceTypeRead	Used to query a Service Type - MDM record. This component invokes the ATD1ServiceType Inbound Web Service using the D1-ServiceType business object.
D1-ExternalApplicationAdd	Used to create an External Application record. This component invokes the ATD1ExternalApplication Inbound Web Service using the D1-ExternalApplication Business Object.
D1-ExternalApplicationUpdate	Used to update an existing External Application record. This component invokes the ATD1ExternalApplication Inbound Web Service using the D1-ExternalApplication Business Object.
D1-ExternalApplicationDelete	Used to delete an existing External Application record. This component invokes the ATD1ExternalApplication Inbound Web Service using the D1-ExternalApplication Business Object.
D1-ExternalApplicationRead	Used to query an existing External Application record. This component invokes the ATD1ExternalApplication Inbound Web Service using the D1-ExternalApplication Business Object.

Component	Description
D1-HeadEndSystemAdd	Used to create a Head End System record. This component invokes the Inbound Web Service ATD1HeadEndSystem using the D1-HeadEndSystem Business Object.
D1-HeadEndSystemUpdate	Used to update an existing Head End System record. This component invokes the ATD1HeadEndSystem Inbound Web Service using the D1-HeadEndSystem Business Object.
D1-HeadEndSystemDelete	Used to delete an existing Head End System record. This component invokes the ATD1HeadEndSystem Inbound Web Service using the D1-HeadEndSystem Business Object.
D1-HeadEndSystemRead	Used to query an existing Head End System record. This component invokes the ATD1HeadEndSystem Inbound Web Service using the D1-HeadEndSystem Business Object.
D1-MarketParticipantAdd	Used to create a Market Participant record. This component invokes the ATD1MarketParticipant Inbound Web Service using the D1-MarketParticipant Business Object.
D1-MarketParticipantUpdate	Used to update an existing Market Participant record. This component invokes the ATD1MarketParticipant Inbound Web Service using the D1-MarketParticipant Business Object.
D1-MarketParticipantDelete	Used to delete an existing Market Participant record. This component invokes the ATD1MarketParticipant Inbound Web Service using the D1-MarketParticipant Business Object.
D1-MarketParticipantRead	Used to query an existing Market Participant record. This component invokes the ATD1MarketParticipant Inbound Web Service using the D1-MarketParticipant Business Object.
C1-IdentifierTypeAdd	Used to create a Identifier Type record. This component invokes the ATC1IdentifierType Inbound Web Service using the C1-IdentifierTypePhysicalBO Business Object.

Component	Description
C1-IdentifierTypeDelete	<p>Used to delete an existing Identifier Type record.</p> <p>This component invokes the ATC1IdentifierType Inbound Web Service using the C1-IdentifierTypePhysicalBO Business Object.</p>
C1-IdentifierTypeRead	<p>Used to query an existing Identifier Type record.</p> <p>This component invokes the ATC1IdentifierType Inbound Web Service using the C1-IdentifierTypePhysicalBO Business Object.</p>
C1-IdentifierTypeUpdate	<p>Used to update an existing Identifier Type record.</p> <p>This component invokes the ATC1IdentifierType Inbound Web Service using the C1-IdentifierTypePhysicalBO Business Object.</p>
D1-ContactTypeAdd	<p>Used to create a Contact Type record.</p> <p>This component invokes the ATC1ContactType Inbound Web Service using the D1-ContactType Business Object.</p>
D1-ContactTypeDelete	<p>Used to delete an existing Contact Type record.</p> <p>This component invokes the ATC1ContactType Inbound Web Service using the D1-ContactType Business Object.</p>
D1-ContactTypeRead	<p>Used to query an existing Contact Type record.</p> <p>This component invokes the ATC1ContactType Inbound Web Service using the D1-ContactType Business Object.</p>
D1-ContactTypeUpdate	<p>Used to update an existing Contact Type record.</p> <p>This component invokes the ATC1ContactType Inbound Web Service using the D1-ContactType Business Object.</p>
D1-CutServiceForNonPaymentTypeAdd	<p>Used to create a Cut Service for Non-Payment Type record.</p> <p>This component invokes the ATD1CutServiceForNonPaymentType Inbound Web Service using the D1-CutServiceForNonPaymentType BO.</p>
D1-CutServiceForNonPaymentType Delete	<p>Used to delete an existing Cut Service for Non-Payment Type record.</p> <p>This component invokes the ATD1CutServiceForNonPaymentType Inbound Web Service using the D1-CutServiceForNonPaymentType BO.</p>

Component	Description
D1-CutServiceForNonPaymentTypeRead	Used to query an existing Cut Service for Non-Payment Type record. This component invokes the ATD1CutServiceForNonPaymentType Inbound Web Service using the D1-CutServiceForNonPaymentType business object.
D1-CutServiceForNonPaymentTypeUpdate	Used to update an existing Cut Service for Non-Payment Type record. This component invokes the ATD1CutServiceForNonPaymentType Inbound Web Service using the D1-CutServiceForNonPaymentType business object.
D1-DisableServiceTypeAdd	Used to create a Disable Service Type record. This component invokes the ATD1DisableServiceType Inbound Web Service using the D1-DisableServiceType business object.
D1-DisableServiceTypeDelete	Used to delete an existing Disable Service Type record. This component invokes the ATD1DisableServiceType Inbound Web Service using the D1-DisableServiceType business object.
D1-DisableServiceTypeRead	Used to query an existing Disable Service Type record. This component invokes the ATD1DisableServiceType Inbound Web Service using the D1-DisableServiceType business object.
D1-DisableServiceTypeUpdate	Used to update an existing Disable Service Type record. This component invokes the ATD1DisableServiceType Inbound Web Service using D1-DisableServiceType business object.
D1-EnableServiceTypeAdd	Used to create a Enable Service Type record. This component invokes the ATD1EnableServiceType Inbound Web Service using the D1-EnableServiceType business object.
D1-EnableServiceTypeDelete	Used to delete an existing Enable Service Type record. This component invokes the ATD1EnableServiceType Inbound Web Service using the D1-EnableServiceType business object.

Component	Description
D1-EnableServiceTypeRead	Used to query an existing Enable Service Type record. This component invokes the ATD1EnableServiceType Inbound Web Service using the D1-EnableServiceType business object.
D1-EnableServiceTypeUpdate	Used to update an existing Enable Service Type record. This component invokes the ATD1EnableServiceType Inbound Web Service using D1-EnableServiceType business object.
D1-FieldActivityTypeAdd	Used to create a Field Activity Type record. This component invokes the ATD1FieldActivityType Inbound Web Service using the D1-FieldActivityType business object.
D1-FieldActivityTypeDelete	Used to delete an existing Field Activity Type record. This component invokes the ATD1FieldActivityType Inbound Web Service using the D1-FieldActivityType business object.
D1-FieldActivityTypeRead	Used to query an existing Field Activity Type record. This component invokes the ATD1FieldActivityType Inbound Web Service using the D1-FieldActivityType business object.
D1-FieldActivityTypeUpdate	Used to update an existing Field Activity Type record. This component invokes the ATD1FieldActivityType Inbound Web Service using D1-FieldActivityType business object.
C1-PremiseTypeAdd	Used to create a Premise Type record. This component invokes the ATC1PremiseType Inbound Web Service using the C1-PremiseTypePhysicalBO business object.
C1-PremiseTypeDelete	Used to delete an existing Premise Type record. This component invokes the ATC1PremiseType Inbound Web Service using the C1-PremiseTypePhysicalBO business object.
C1-PremiseTypeRead	Used to query an existing Premise Type record. This component invokes the ATC1PremiseType Inbound Web Service using the C1-PremiseTypePhysicalBO business object.

Component	Description
C1-PremiseTypeUpdate	Used to update an existing Premise Type record. This component invokes the ATC1PremiseType Inbound Web Service using the C1-PremiseTypePhysicalBO business object.
W1-AssetLocationTypeAdd	Used to create an Asset Location Type record. This component invokes the ATW1AssetLocationType Inbound Web Service using the W1-AssetLocationType business object.
W1-AssetLocationTypeDelete	Used to delete an existing Asset Location Type record. This component invokes the ATW1AssetLocationType Inbound Web Service using the W1-AssetLocationType business object.
W1-AssetLocationTypeRead	Used to query an existing Asset Location Type record. This component invokes the ATW1AssetLocationType Inbound Web Service using the W1-AssetLocationType business object.
W1-AssetLocationTypeUpdate	Used to update an existing Asset Location Type record. This component invokes the ATW1AssetLocationType Inbound Web Service using W1-AssetLocationType business object.
W1-AssetTypeAdd	Used to create an Asset Type record. This component invokes the ATW1AssetType Inbound Web Service using the W1-AssetType business object.
W1-AssetTypeDelete	Used to delete an existing Asset Type record. This component invokes the ATW1AssetType Inbound Web Service using the W1-AssetType business object.
W1-AssetTypeRead	Used to query an existing Asset Type record. This component invokes the ATW1AssetType Inbound Web Service using the W1-AssetType business object.
W1-AssetTypeUpdate	Used to update an existing Asset Type record. This component invokes the ATW1AssetType Inbound Web Service using W1-AssetType business object.

Component	Description
W1-ContactTypeRead	Used to query an existing Contact Type record. This component invokes the ATW1ContactType Inbound Web Service using the W1-ContactType business object.
W1-ComponentTypeAdd	Used to create an Operational Device Component Type record. This component invokes the ATW1ComponentType Inbound Web Service using the W1-ComponentType business object.
W1-ComponentTypeDelete	Used to delete an existing Operational Device Component Type record. This component invokes the ATW1ComponentType Inbound Web Service using the W1-ComponentType business object.
W1-ComponentTypeRead	Used to query an existing Operational Device Component Type record. This component invokes the ATW1ComponentType Inbound Web Service using the W1-ComponentType business object.
W1-ComponentTypeUpdate	Used to update an existing Operational Device Component Type record. This component invokes the ATW1ComponentType Inbound Web Service using W1-ComponentType business object.
W1-OrganizationAdd	Used to create an Organization record. This component invokes the ATW1Organization Inbound Web Service using the W1-Organization business object.
W1-OrganizationDelete	Used to delete an existing Organization record. This component invokes the ATW1Organization Inbound Web Service using the W1-Organization business object.
W1-OrganizationRead	Used to query an existing Organization record. This component invokes the ATW1Organization Inbound Web Service using the W1-Organization business object.
W1-OrganizationUpdate	Used to update an existing Organization record. This component invokes the ATW1Organization Inbound Web Service using W1-Organization business object.

Component	Description
W1-OrganizationTypeAdd	Used to create an Organization Type record. This component invokes the ATW1OrganizationType Inbound Web Service using the W1-OrganizationType business object.
W1-OrganizationTypeDelete	Used to delete an existing Organization Type record. This component invokes the ATW1OrganizationType Inbound Web Service using the W1-OrganizationType business object.
W1-OrganizationTypeRead	Used to query an existing Organization Type record. This component invokes the ATW1OrganizationType Inbound Web Service using the W1-OrganizationType business object.
W1-OrganizationTypeUpdate	Used to update an existing Organization Type record. This component invokes the ATW1OrganizationType Inbound Web Service using W1-OrganizationType business object.
W1-ServiceHistoryAdd	Used to create an Operational Device Service History record. This component invokes the ATW1ServiceHistory Inbound Web Service using the W1-ServiceHistory business object.
W1-ServiceHistoryDelete	Used to delete an existing Operational Device Service History record. This component invokes the ATW1ServiceHistory Inbound Web Service using the W1-ServiceHistory business object.
W1-ServiceHistoryRead	Used to query an existing Operational Device Service History record. This component invokes the ATW1ServiceHistory Inbound Web Service using the W1-ServiceHistory business object.
W1-ServiceHistoryUpdate	Used to update an existing Operational Device Service History record. This component invokes the ATW1ServiceHistory Inbound Web Service using W1-ServiceHistory business object.

Component	Description
W1-StorageLocationAdd	<p>Used to create an Out of Service Location record.</p> <p>This component invokes the ATW1StorageLocation Inbound Web Service using the W1-StorageLocation business object.</p>
W1-StorageLocationDelete	<p>Used to delete an existing Out of Service Location record.</p> <p>This component invokes the ATW1StorageLocation Inbound Web Service using the W1-StorageLocation business object.</p>
W1-StorageLocationRead	<p>Used to query an existing Out of Service Location record.</p> <p>This component invokes the ATW1StorageLocation Inbound Web Service using the W1-StorageLocation business object.</p>
W1-StorageLocationUpdate	<p>Used to update an existing Out of Service Location record.</p> <p>This component invokes the ATW1StorageLocation Inbound Web Service using W1-StorageLocation business object.</p>
W1-StorageLocationTypeAdd	<p>Used to create an Out of Service Location Type record.</p> <p>This component invokes the ATW1StorageLocationType Inbound Web Service using the W1-StorageLocationType business object.</p>
W1-StorageLocationTypeDelete	<p>Used to delete an existing Out of Service Location Type record.</p> <p>This component invokes the ATW1StorageLocationType Inbound Web Service using the W1-StorageLocationType business object.</p>
W1-StorageLocationTypeRead	<p>Used to query an existing Out of Service Location Type record.</p> <p>This component invokes the ATW1StorageLocationType Inbound Web Service using the W1-StorageLocationType business object.</p>
W1-StorageLocationTypeUpdate	<p>Used to update an existing Out of Service Location Type record.</p> <p>This component invokes the ATW1StorageLocationType Inbound Web Service using W1-StorageLocationType business object.</p>

Component	Description
W2-ServicePointRead	<p>Used to query an existing Service Point record.</p> <p>This component invokes the ATW2ServicePoint Inbound Web Service using the W2-ServicePoint business object.</p>
W2-VehicleAdd	<p>Used to create a Vehicle record.</p> <p>This component invokes the ATW2Vehicle Inbound Web Service using the W2-Vehicle business object.</p>
W1-VehicleDelete	<p>Used to delete an existing Vehicle record.</p> <p>This component invokes the ATW2Vehicle Inbound Web Service using the W2-Vehicle business object.</p>
W1-VehicleRead	<p>Used to query an existing Vehicle record.</p> <p>This component invokes the ATW2Vehicle Inbound Web Service using the W2-Vehicle business object.</p>
W1-VehicleUpdate	<p>Used to update an existing Vehicle record.</p> <p>This component invokes the ATW2Vehicle Inbound Web Service using W2-Vehicle business object.</p>
X1-AssetLocationTypeAdd	<p>Used to create a Service Point Type - ODM record.</p> <p>This component invokes the ATX1AssetLocationType Inbound Web Service using the X1-AssetLocationType business object.</p>
X1-AssetLocationTypeDelete	<p>Used to delete an existing Service Point Type - ODM record.</p> <p>This component invokes the ATX1AssetLocationType Inbound Web Service using the X1-AssetLocationType business object.</p>
X1-AssetLocationTypeRead	<p>Used to query an existing Service Point Type - ODM record.</p> <p>This component invokes the ATX1AssetLocationType Inbound Web Service using the X1-AssetLocationType business object.</p>
X1-AssetLocationTypeUpdate	<p>Used to update an existing Service Point Type - ODM record.</p> <p>This component invokes the ATX1AssetLocationType Inbound Web Service using X1-AssetLocationType business object.</p>

Component	Description
X1-ServicePointTypeAdd	<p>Used to create a Service Point Type - CCB record.</p> <p>This component invokes the ATX1ServicePointType Inbound Web Service using the X1-ServicePointType business object.</p>
X1-ServicePointTypeDelete	<p>Used to delete an existing Service Point Type - CCB record.</p> <p>This component invokes the ATX1ServicePointType Inbound Web Service using the X1-ServicePointType business object.</p>
X1-ServicePointTypeRead	<p>Used to query an existing Service Point Type - CCB record.</p> <p>This component invokes the ATX1ServicePointType Inbound Web Service using the X1-ServicePointType business object.</p>
X1-ServicePointTypeUpdate	<p>Used to update an existing Service Point Type - CCB record.</p> <p>This component invokes the ATX1ServicePointType Inbound Web Service using X1-ServicePointType business object.</p>
X1-ServiceTypeAdd	<p>Used to create a Service Type - CCB record.</p> <p>This component invokes the ATX1ServiceType Inbound Web Service using the X1-ServiceType business object.</p>
X1-ServiceTypeDelete	<p>Used to delete an existing Service Type - CCB record.</p> <p>This component invokes the ATX1ServiceType Inbound Web Service using the X1-ServiceType business object.</p>
X1-ServiceTypeRead	<p>Used to query an existing Service Type - CCB record.</p> <p>This component invokes the ATX1ServiceType Inbound Web Service using the X1-ServiceType business object.</p>
X1-ServiceTypeUpdate	<p>Used to update an existing Service Type - CCB record.</p> <p>This component invokes the ATX1ServiceType Inbound Web Service using X1-ServiceType business object.</p>

Component	Description
X1D-ServicePointTypeAdd	Used to create a Service Point Type - MDM record. This component invokes the ATXD1ServicePointType Inbound Web Service using the X1D-ServicePointType business object.
X1D-ServicePointTypeDelete	Used to delete an existing Service Point Type - MDM record. This component invokes the ATXD1ServicePointType Inbound Web Service using the X1D-ServicePointType business object.
X1D-ServicePointTypeRead	Used to query an existing Service Point Type - MDM record. This component invokes the ATXD1ServicePointType Inbound Web Service using the X1D-ServicePointType business object.
X1D-ServicePointTypeUpdate	Used to update an existing Service Point Type - MDM record. This component invokes the ATXD1ServicePointType Inbound Web Service using X1D-ServicePointType business object.

Asset Management

Component	Description
W1-AssetLocationAdd	Used to add an Operational Device Asset Location record. This component invokes the Inbound Web Service ATW1AssetLocation using the W1-AssetLocation Business Object.
W1-AssetLocationDelete	Used to delete an Operational Device Asset Location record. This component invokes the Inbound Web Service ATW1AssetLocation using the W1-AssetLocation Business Object.
W1-AssetLocationRead	Used to read an Operational Device Asset Location record. This component invokes the Inbound Web Service ATW1AssetLocation using the W1-AssetLocation Business Object.

Component	Description
W1-AssetLocationUpdate	<p>Used to update an Operational Device Asset Location record.</p> <p>This component invokes the Inbound Web Service ATW1AssetLocation using the W1-AssetLocation Business Object.</p>
W1-BasicTestAdd	<p>Used to add an Operational Device Basic Test record.</p> <p>This component invokes the Inbound Web Service ATW1BasicTest using the W1-BasicTest business object.</p>
W1-BasicTestDelete	<p>Used to delete an Operational Device Basic Test record.</p> <p>This component invokes the Inbound Web Service ATW1BasicTest using the W1-BasicTest business object.</p>
W1-BasicTestRead	<p>Used to read an Operational Device Basic Test record.</p> <p>This component invokes the Inbound Web Service ATW1BasicTest using the W1-BasicTest business object.</p>
W1-BasicTestUpdate	<p>Used to update an Operational Device Basic Test record.</p> <p>This component invokes the Inbound Web Service ATW1BasicTest using the W1-BasicTest business object.</p>
W1-ServiceHistoryAdd	<p>Used to add a Service History record.</p> <p>This component invokes the Inbound Web Service ATW1ServiceHistory using the W1-ServiceHistory business object.</p>
W1-ServiceHistoryDelete	<p>Used to delete a Service History record.</p> <p>This component invokes the Inbound Web Service ATW1ServiceHistory using the W1-ServiceHistory business object.</p>
W1-ServiceHistoryRead	<p>Used to read a Service History record.</p> <p>This component invokes the Inbound Web Service ATW1ServiceHistory using the W1-ServiceHistory business object.</p>

Component	Description
W1-ServiceHistoryUpdate	Used to update a Service History record. This component invokes the Inbound Web Service ATW1ServiceHistory using the W1-ServiceHistory business object.
W2-CommComponentAdd	Used to add a Communication Component record. This component invokes the Inbound Web Service ATW2CommunicationComponent using the W2-CommunicationComponent Business Object.
W2-CommComponentDelete	Used to delete a Communication Component record. This component invokes the Inbound Web Service ATW2CommunicationComponent using the W2-CommunicationComponent Business Object.
W2-CommComponentRead	Used to read a Communication Component record. This component invokes the Inbound Web Service ATW2CommunicationComponent using the W2-CommunicationComponent Business Object.
W2-CommComponentUpdate	Used to update a Communication Component record. This component invokes the Inbound Web Service ATW2CommunicationComponent using the W2-CommunicationComponent Business Object.
W2-CommCompSpecificationAdd	Used to add a Comm Comp Specification record. This component invokes the Inbound Web Service ATW2CommunicationComponentSpec using the W2-CommunicationComponentSpec Business Object.
W2-CommCompSpecificationRead	Used to read a Comm Comp Specification record. This component invokes the Inbound Web Service ATW2CommunicationComponentSpec using the W2-CommunicationComponentSpec Business Object.
W2-CommCompSpecificationRead	Used to read a Comm Comp Specification record. This component invokes the Inbound Web Service ATW2CommunicationComponentSpec using the W2-CommunicationComponentSpec Business Object.

Component	Description
W2-CommCompSpecificationUpdate	Used to update a Comm Comp Specification record. This component invokes the Inbound Web Service ATW2CommunicationComponentSpec using the W2-CommunicationComponentSpec Business Object.
W2-CommRelaySpecificationAdd	Used to add a Comm Relay Specification record. This component invokes the Inbound Web Service ATW2CommunicationRelaySpec using the W2-CommunicationRelaySpec Business Object.
W2-CommRelaySpecificationRead	Used to read a Comm Relay Specification record. This component invokes the Inbound Web Service ATW2CommunicationRelaySpec using the W2-CommunicationRelaySpec Business Object.
W2-CommRelaySpecificationRead	Used to read a Comm Relay Specification record. This component invokes the Inbound Web Service ATW2CommunicationRelaySpec using the W2-CommunicationRelaySpec Business Object.
W2-CommRelaySpecificationUpdate	Used to update a Comm Relay Specification record. This component invokes the Inbound Web Service ATW2CommunicationRelaySpec using the W2-CommunicationRelaySpec Business Object.
W2-CommunicationRelayAdd	Used to add a Communication Relay record. This component invokes the Inbound Web Service ATW2CommunicationRelay using the W2-CommunicationRelay Business Object.
W2-CommunicationRelayRead	Used to read a Communication Relay record. This component invokes the Inbound Web Service ATW2CommunicationRelay using the W2-CommunicationRelay Business Object.
W2-CommunicationRelayRead	Used to read a Communication Relay record. This component invokes the Inbound Web Service ATW2CommunicationRelay using the W2-CommunicationRelay Business Object.
W2-CommunicationRelayUpdate	Used to update a Communication Relay record. This component invokes the Inbound Web Service ATW2CommunicationRelay using the W2-CommunicationRelay Business Object.

Component	Description
W2-FirmwareSpecificationAdd	Used to add a Firmware Specification record. This component invokes the Inbound Web Service ATW2FirmwareSpecification using the W2-FirmwareSpecification Business Object.
W2-FirmwareSpecificationRead	Used to read a Firmware Specification record. This component invokes the Inbound Web Service ATW2FirmwareSpecification using the W2-FirmwareSpecification Business Object.
W2-FirmwareSpecificationRead	Used to read a Firmware Specification record. This component invokes the Inbound Web Service ATW2FirmwareSpecification using the W2-FirmwareSpecification Business Object.
W2-FirmwareSpecificationUpdate	Used to update a Firmware Specification record. This component invokes the Inbound Web Service ATW2FirmwareSpecification using the W2-FirmwareSpecification Business Object.
W2-FirmwareVersionAdd	Used to add a Firmware Version record. This component invokes the Inbound Web Service ATW2FirmwareVersion using the W2-FirmwareVersion Business Object.
W2-FirmwareVersionRead	Used to read a Firmware Version record. This component invokes the Inbound Web Service ATW2FirmwareVersion using the W2-FirmwareVersion Business Object.
W2-FirmwareVersionRead	Used to read a Firmware Version record. This component invokes the Inbound Web Service ATW2FirmwareVersion using the W2-FirmwareVersion Business Object.
W2-FirmwareVersionUpdate	Used to update a Firmware Version record. This component invokes the Inbound Web Service ATW2FirmwareVersion using the W2-FirmwareVersion Business Object.
W2-ManualMeterAdd	Used to add an Analog Meter record. This component invokes the Inbound Web Service ATW2ManualMeter using the W2-ManualMeter Business Object.

Component	Description
W2-ManualMeterDelete	<p>Used to delete an existing Analog Meter record.</p> <p>This component invokes the Inbound Web Service ATW2ManualMeter using the W2-ManualMeter Business Object.</p>
W2-ManualMeterRead	<p>Used to read an existing Analog Meter record.</p> <p>This component invokes the Inbound Web Service ATW2ManualMeter using the W2-ManualMeter Business Object.</p>
W2-ManualMeterUpdate	<p>Used to update an existing Analog Meter record.</p> <p>This component invokes the Inbound Web Service ATW2ManualMeter using the W2-ManualMeter Business Object.</p>
W2-ManualMeterSpecificationAdd	<p>Used to add an Analog Meter Specification record.</p> <p>This component invokes the Inbound Web Service ATW2ManualMeterSpecification using the W2-ManualMeterSpecification Business Object.</p>
W2-ManualMeterSpecificationDelete	<p>Used to delete an Analog Meter Specification record.</p> <p>This component invokes the Inbound Web Service ATW2ManualMeterSpecification using the W2-ManualMeterSpecification Business Object.</p>
W2-ManualMeterSpecificationRead	<p>Used to read an Analog Meter Specification record.</p> <p>This component invokes the Inbound Web Service ATW2ManualMeterSpecification using the W2-ManualMeterSpecification Business Object.</p>
W2-ManualMeterSpecificationUpdate	<p>Used to update an Analog Meter Specification record.</p> <p>This component invokes the Inbound Web Service ATW2ManualMeterSpecification using the W2-ManualMeterSpecification Business Object.</p>
W2-SmartMeterAdd	<p>Used to add a Smart Meter record.</p> <p>This component invokes the Inbound Web Service ATW2SmartMeter using the W2-SmartMeter Business Object.</p>
W2-SmartMeterDelete	<p>Used to delete an existing Smart Meter record.</p> <p>This component invokes the Inbound Web Service ATW2SmartMeter using the W2-SmartMeter Business Object.</p>

Component	Description
W2-SmartMeterRead	Used to read an existing Smart Meter record. This component invokes the Inbound Web Service ATW2SmartMeter using the W2-SmartMeter Business Object.
W2-SmartMeterUpdate	Used to update an existing Smart Meter record. This component invokes the Inbound Web Service ATW2SmartMeter using the W2-SmartMeter Business Object.
W2-SmartMeterSpecificationAdd	Used to add a Smart Meter Specification record. This component invokes the Inbound Web Service ATW2SmartMeterSpecification using the W2-SmartMeterSpecification Business Object.
W2-SmartMeterSpecificationDelete	Used to delete a Smart Meter Specification record. This component invokes the Inbound Web Service ATW2ManualMeterSpecification using the W2-ManualMeterSpecification Business Object.
W2-SmartMeterSpecificationRead	Used to read a Smart Meter Specification record. This component invokes the Inbound Web Service ATW2SmartMeterSpecification using the W2-SmartMeterSpecification Business Object.
W2-SmartMeterSpecificationUpdate	Used to update a Smart Meter Specification record. This component invokes the Inbound Web Service ATW2SmartMeterSpecification using the W2-SmartMeterSpecification Business Object.
W2-SmartTestAdd	Used to add a Smart Device Test record. This component invokes the Inbound Web Service ATW2SmartTest using the W2-SmartTest Business Object.
W2-SmartTestDelete	Used to delete an existing Smart Device Test record. This component invokes the Inbound Web Service ATW2SmartTest using the W2-SmartTest Business Object.
W2-SmartTestRead	Used to query an existing Smart Device Test record. This component invokes the Inbound Web Service ATW2SmartTest using the W2-SmartTest Business Object.

Component	Description
W2-SmartTestUpdate	Used to update an existing Smart Device Test record. This component invokes the Inbound Web Service ATW2SmartTest using the W2-SmartTest Business Object.

Communication

Component	Description
D1-CreateFAIMDRead	Used to read an existing Create FA IMD Completion Event record. This component invokes the Inbound Web Service ATD1CreateFAIMD using the D1-CreateFAIMD Business Object.
D1-CutServiceForNonPaymentAdd	Used to add a Cut Service for Non-Payment record. This component invokes the Inbound Web Service ATD1CutServiceForNonPayment using the D1-CutServiceForNonPayment Business Object.
D1-CutServiceForNonPaymentRead	Used to read a Cut Service for Non-Payment record. This component invokes the Inbound Web Service ATD1CutServiceForNonPayment using the D1-CutServiceForNonPayment Business Object.
D1-CutServiceForNonPaymentUpdate	Used to update a Cut Service for Non-Payment record. This component invokes the Inbound Web Service ATD1CutServiceForNonPayment using the D1-CutServiceForNonPayment Business Object.
D1-DeviceCommissionRead	Used to read a Device Commissioning record. This component invokes the Inbound Web Service ATD1DeviceCommission using the D1-DeviceCommission Business Object.
D1-DisableServiceAdd	Used to add a Disable Service record. This component invokes the Inbound Web Service ATD1DisableService using the D1-DisableService Business Object.
D1-DisableServiceRead	Used to read an existing Disable Service record. This component invokes the Inbound Web Service ATD1DisableService using the D1-DisableService Business Object.

Component	Description
D1-DisableServiceUpdate	Used to update an existing Disable Service record. This component invokes the Inbound Web Service ATD1DisableService using the D1-DisableService Business Object.
D1-EnableServiceAdd	Used to add an Enable Service record. This component invokes the Inbound Web Service ATD1EnableService using the D1-EnableService Business Object.
D1-EnableServiceRead	Used to read an existing Enable Service record. This component invokes the Inbound Web Service ATD1EnableService using the D1-EnableService Business Object.
D1-EnableServiceUpdate	Used to update an existing Enable Service record. This component invokes the Inbound Web Service ATD1EnableService using the D1-EnableService Business Object.
D1-FieldActivityAdd	Used to add a Field Activity record. This component invokes the Inbound Web Service ATD1FieldActivity using the D1-FieldActivity Business Object.
D1-FieldActivityRead	Used to read an existing Field Activity record. This component invokes the Inbound Web Service ATD1FieldActivity using the D1-FieldActivity Business Object.
D1-FieldActivityUpdate	Used to update an existing Field Activity record. This component invokes the Inbound Web Service ATD1FieldActivity using the D1-FieldActivity Business Object.
D1-FieldActivityIBCommRead	Used to read a FA Inbound Communication record. This component invokes the Inbound Web Service ATD1FieldActivityIBComm using the D1-FieldActivityIBComm Business Object.
D1-FieldActivityOBCommRead	Used to read a FA Outbound Communication record. This component invokes the Inbound Web Service ATD1FieldActivityOBComm using the D1-FieldActivityOBComm Business Object.

Component	Description
D1-InstallDeviceRead	Used to read an existing Install Device - Field Work Completion record. This component invokes the Inbound Web Service ATD1InstallDevice using the D1-InstallDevice Business Object.
D1-RequestToDoRead	Used to read an existing Create To Do with Crew Message record. This component invokes the Inbound Web Service ATD1RequestToDo using the D1-RequestToDo Business Object.
D1-UpdateDeviceRead	Used to read an existing Update Device - Field Work Completion record. This component invokes the Inbound Web Service ATD1UpdateDevice using the D1-UpdateDevice Business Object.
D1-UpdateSPRead	Used to read an existing Update SP - Field Work Completion record. This component invokes the Inbound Web Service ATD1UpdateSP using the D1-UpdateSP Business Object.

Credit and Collection

Component	Description
C1-CollectionProcessAdd	Used to add a Collection Process record. This component invokes the Inbound Web Service ATC1CollectionProcess using the C1CollectionProcAdd Business Service.
C1-CollectionProcessRead	Used to read a Collection Process record. This component invokes the Inbound Web Service ATC1CollectionProcess using the C1CollectionProcRead Business Service.
C1-CollectionProcessUpdate	Used to update a Collection Process record. This component invokes the Inbound Web Service ATC1CollectionProcess using the C1CollectionProcUpdate Business Service.

Component	Description
C1-CutProcessRead	Used to read a Cut Process record. This component invokes the ATC1CutProcess Inbound Web Service using the C1CutProcRead Business Service.
C1-CutProcessUpdate	Used to update a Cut Process record. This component invokes the Inbound Web Service ATC1CutProcess using the C1CutProcUpdate Business Service.
C1-OverdueProcessRead	Used to read an Overdue Process record. This component invokes the Inbound Web Service ATC1OverdueProcess using the C1OverdueProcessRead Business Service.
C1-OverdueProcessUpdate	Used to update an Overdue Process record. This component invokes the Inbound Web Service ATC1OverdueProcess using the C1OverdueProcessUpdate Business Service.
C1-PayPlanAdd	Used to add a Pay Plan record. This component invokes the Inbound Web Service ATC1PayPlan using the C1PayPlanAdd Business Service.
C1-PayPlanRead	Used to read a Pay Plan record. This component invokes the Inbound Web Service ATC1PayPlan using the C1PayPlanRead Business Service.
C1-PayPlanUpdate	Used to update a Pay Plan record. This component invokes the Inbound Web Service ATC1PayPlan using the C1PayPlanUpdate Business Service.
C1-SeveranceProcessRead	Used to read a Severance Process record. This component invokes the Inbound Web Service ATC1SeveranceProcess using the C1SeveranceProcessRead Business Service.
C1-SeveranceProcessUpdate	Used to update a Severance Process record. This component invokes the Inbound Web Service ATC1SeveranceProcess using the C1SeveranceProcessUpdate Business Service.

Component	Description
C1-WriteOffRead	Used to read a Write Off record. This component invokes the Inbound Web Service ATC1WriteOff using the C1WriteOffRead Business Service.
C1-WriteOffUpdate	Used to update a Write Off record. This component invokes the Inbound Web Service ATC1WriteOff using the C1WriteOffUpdate Business Service.
C1-WriteOffProcessAdd	Used to add a Write Off Process record. This component invokes the Inbound Web Service ATC1WriteOffProcess using the C1WriteOffProcessAdd Business Service.
C1-WriteOffProcessRead	Used to read a Write Off Process record. This component invokes the Inbound Web Service ATC1WriteOffProcess using the C1WriteOffProcessRead Business Service.
C1-WriteOffProcessUpdate	Used to update a Write Off Process record. This component invokes the Inbound Web Service ATC1WriteOffProcess using the C1WriteOffProcessUpdate Business Service.
C1-CollAgencyReferralAdd	Used to create a Collection Agency Referral record. This component invokes the Inbound Web Service ATC1CollectionAgencyReferral using the C1CollAgencyRefAdd Business Service.
C1-CollAgencyReferralDelete	Used to update a Collection Agency Referral record. This component invokes the Inbound Web Service ATC1CollectionAgencyReferral using the C1CollAgencyRefDelete Business Service.
C1-CollAgencyReferralRead	Used to read a Collection Agency Referral record. This component invokes the Inbound Web Service ATC1CollectionAgencyReferral using the C1CollAgencyRefRead Business Service.
C1-CollAgencyReferralUpdate	Used to update a Collection Agency Referral record. This component invokes the Inbound Web Service ATC1CollectionAgencyReferral using the C1CollAgencyRefUpdate Business Service.

Component	Description
C1-PayArrangementByBillAdd	Used add a Payment Arrangement by Bill record. This component invokes the Inbound Web Service ATC1PaymentArrangementByBill using the C1PayArrangeByBillAdd Business Service.
C1-PayArrangementByBillRead	Used to read a Payment Arrangement by Bill record. This component invokes the Inbound Web Service ATC1PayArrangeByBill using the C1PayArrangeByBillRead Business Service.
C1-PayArrangementByBillUpdate	Used to update a Payment Arrangement by Bill record. This component invokes the Inbound Web Service ATC1PayArrangeByBill using the C1PayArrangeByBillUpdate Business Service.
C1-PaymentArrangementAdd	Used to add a Payment Arrangement record. This component invokes the Inbound Web Service ATC1PayArrangement using the C1PayArrangementAdd Business Service.
C1-PaymentArrangementRead	Used to read a Payment Arrangement record. This component invokes the Inbound Web Service ATC1PayArrangement using the C1PayArrangementRead Business Service.
C1-PaymentArrangementUpdate	Used to update a Payment Arrangement record. This component invokes the Inbound Web Service ATC1PayArrangement using the C1PayArrangementUpdate Business Service.

Customer Information

Component	Description
C1-AccountAdd	Used to create an Account record. This component invokes the ATC1Account Inbound Web Service using the C1AccountPhysical Business Object.
C1-AccountUpdate	Used to update an existing Account record. This component invokes the ATC1Account Inbound Web Service using the C1AccountPhysical Business Object.
C1-AccountDelete	Used to delete an existing Account record. This component invokes the ATC1Account Inbound Web Service using the C1AccountPhysical Business Object.
C1-AccountRead	Used to read an existing Account record. This component invokes the ATC1Account Inbound Web Service using the C1AccountPhysical Business Object.
C1-AccountBSRead	Used to read an existing Account record. This component invokes the ATC1AccountBS Inbound Web Service using the C1-AccountRead Business Service.
C1-AccountBSUpdate	Used to update an existing Account record. This component invokes the ATC1AccountBS Inbound Web Service using the C1-AccountUpdate Business Service.
C1-ContractOptionAdd	Used to create a Contract Option record. This component invokes the ATC1ContractOption Inbound Web Service using the C1ContractOptionPhysical Business Object.
C1-ContractOptionDelete	Used to delete an existing Contract Option record. This component invokes the ATC1ContractOption Inbound Web Service using the C1ContractOptionPhysical Business Object.
C1-ContractOptionUpdate	Used to update (Update, Freeze and Cancel) an existing Contract Option record. This component invokes the ATC1ContractOption Inbound Web Service using the C1ContractOptionPhysical Business Object.

Component	Description
C1-ContractOptionRead	<p>Used to read an existing Contract Option record.</p> <p>This component invokes the ATC1ContractOption Inbound Web Service using the C1ContractOptionPhysical Business Object.</p>
C1-ContractOptEventAdd	<p>Used to create a Contract Option Event record.</p> <p>This component invokes the ATC1ContractOptEvent Inbound Web Service using the C1-ContractOptEventAdd Business Service.</p>
C1-ContractOptEventDelete	<p>Used to delete an existing Contract Option Event record.</p> <p>This component invokes the ATC1ContractOptEvent Inbound Web Service using the C1-ContractOptEventDelete Business Service.</p>
C1-ContractOptEventRead	<p>Used to query an existing Contract Option Event record.</p> <p>This component invokes the ATC1ContractOptEvent Inbound Web Service using the C1-ContractOptEventRead Business Service.</p>
C1-ContractOptEventUpdate	<p>Used to update an existing Contract Option Event record.</p> <p>This component invokes the ATC1ContractOptEvent Inbound Web Service using the C1-ContractOptEventUpdate Business Service.</p>
C1-PersonAdd	<p>Used to create a Person record.</p> <p>This component invokes the ATC1Person Inbound Web Service using the C1PersonPhysical Business Object.</p>
C1-PersonUpdate	<p>Used to update an existing Person record.</p> <p>This component invokes the ATC1Person Inbound Web Service using the C1PersonPhysical Business Object.</p>
C1-PersonDelete	<p>Used to delete an existing Person record.</p> <p>This component invokes the ATC1Person Inbound Web Service using the C1PersonPhysical Business Object.</p>

Component	Description
C1-PersonRead	Used to read an existing Person record. This component invokes the ATC1Person Inbound Web Service using the C1PersonPhysical Business Object.
C1-PersonBSAdd	Used to add a Person record. This component invokes the ATC1PersonBS Inbound Web Service using the C1-PersonAdd Business Service.
C1-PersonBSRead	Used to read a Person record. This component invokes the ATC1PersonBS Inbound Web Service using the C1-PersonRead Business Service.
C1-PersonBSUpdate	Used to update a Person record. This component invokes the ATC1PersonBS Inbound Web Service using the C1-PersonUpdate Business Service.
C1-PremiseAdd	Used to create a Premise record. This component invokes the ATC1Premise Inbound Web Service using the C1PremisePhysical Business Object.
C1-PremiseUpdate	Used to update an existing Premise record. This component invokes the ATC1Premise Inbound Web Service using the C1PremisePhysical Business Object.
C1-PremiseDelete	Used to delete an existing Premise record. This component invokes the ATC1Premise Inbound Web Service using the C1PremisePhysical Business Object.
C1-PremiseRead	Used to read an existing Premise record. This component invokes the ATC1Premise Inbound Web Service using the C1PremisePhysical Business Object.
C1-SARelationshipAdd	Used to create an SA Relationship record. This component invokes the ATC1SARelationship Inbound Web Service using the C1SARelationshipAdd Business Service.

Component	Description
C1-SARelationshipUpdate	<p>Used to update (update, activate, cancel, create sub SA) an existing SA Relationship record.</p> <p>This component invokes the ATC1SARelationship Inbound Web Service using the C1SARelationshipUpdate Business Service.</p>
C1-SARelationshipRead	<p>Used to read an existing SA Relationship record.</p> <p>This component invokes the ATC1SARelationship Inbound Web Service using the C1SARelationshipRead Business Service.</p>
C1-ServiceAgreementAdd	<p>Used to create a Service Agreement record.</p> <p>This component invokes the ATC1ServiceAgreement Inbound Web Service using the C1ServiceAgreementPhysical Business Object.</p>
C1-ServiceAgreementRead	<p>Used to read an existing Service Agreement record.</p> <p>This component invokes the ATC1ServiceAgreement Inbound Web Service using the C1ServiceAgreementPhysical Business Object.</p>
C1-ServiceAgreementUpdate	<p>Used to update (activate, apply new start option, cancel, close, cancel proposal SA, accept proposal SA, decline proposal SA, activate proposal SA, reactivate, stop) an existing Service Agreement record.</p> <p>This component invokes the ATC1ServiceAgreementUpdate Inbound Web Service using the C1ServiceAgreementUpdate Business Service.</p>
C1-StartStopUpdate	<p>Used to invoke the Start Stop functionality including the cancel, stop and start actions.</p> <p>This component invokes the ATC1StartStop Inbound Web Service using the C1StartStopUpdate Business Service.</p>
C1-StartStopRead	<p>Used to read a Start Stop record.</p> <p>This component invokes the ATC1StartStop Inbound Web Service using the C1StartStopRead Business Service.</p>
C1-StartStopBSUpdate	<p>Used to invoke the Start Stop functionality including the cancel, stop and start actions.</p> <p>This component invokes the ATC1StartStopBS Inbound Web Service using the C1-StartStopMaintenanceRead Business Service.</p>

Component	Description
C1-StartStopBSRead	Used to read a Start Stop record. This component invokes the ATC1StartStopBS Inbound Web Service using the C1-StartStopMaintenanceUpdate Business Service.
D1-BusinessAdd	Used to create a MDM Business Contact record. This component invokes the ATD1Business Inbound Web Service using the D1-Business Business Object.
D1-BusinessRead	Used to query an existing MDM Business Contact record. This component invokes the ATD1Business Inbound Web Service using the D1-Business Business Object.
D1-BusinessUpdate	Used to update an existing MDM Business Contact record. This component invokes the ATD1Business Inbound Web Service using the D1-Business Business Object.
D1-BusinessDelete	Used to delete an existing MDM Business Contact record. This component invokes the ATD1Business Inbound Web Service using the D1-Business Business Object.
D1-PersonAdd	Used to create a MDM Person Contact record. This component invokes the ATD1Person Inbound Web Service using the D1-Person Business Object.
D1-PersonDelete	Used to delete an existing MDM Person Contact record. This component invokes the ATD1Person Inbound Web Service using the D1-Person Business Object.
D1-PersonRead	Used to query an existing MDM Person Contact record. This component invokes the ATD1Person Inbound Web Service using the D1-Person Business Object.
D1-PersonUpdate	Used to update an existing MDM Person Contact record. This component invokes the ATD1Person Inbound Web Service using the D1-Person Business Object.

Component	Description
W1-BusinessRead	<p>Used to query an existing ODM Business Contact record.</p> <p>This component invokes the ATW1Person Inbound Web Service using the W1-Business Business Object.</p>
W1-PersonRead	<p>Used to query an existing ODM Person Contact record.</p> <p>This component invokes the ATW1Person Inbound Web Service using the W1-Person Business Object.</p>
X1-ServicePointAdd	<p>Used to create a Service Point record.</p> <p>This component invokes the ATX1ServicePoint Inbound Web Service using the X1D-ServicePoint Business Object.</p>
X1-ServicePointDelete	<p>Used to delete an existing Service Point record.</p> <p>This component invokes the ATX1ServicePoint Inbound Web Service using the X1D-ServicePoint Business Object.</p>
X1-ServicePointRead	<p>Used to query an existing Service Point record.</p> <p>This component invokes the ATX1ServicePoint Inbound Web Service using the X1D-ServicePoint Business Object.</p>
X1-ServicePointUpdate	<p>Used to update an existing Service Point record.</p> <p>This component invokes the ATX1ServicePoint Inbound Web Service using the X1D-ServicePoint Business Object.</p>
X1-SPCharacteristicsRead	<p>User to query an existing C2M Service Point Characteristics record.</p> <p>This component invokes the ATD1ServicePointCharacteristics Inbound Web Service using the D1-SPReadCharacteristics Business Service.</p>
X1-SPCharacteristicsUpdate	<p>User to update an existing C2M Service Point Characteristics record.</p> <p>This component invokes the ATD1ServicePointCharacteristics Inbound Web Service using the D1-SPUpdateCharacteristics Business Service.</p>

Data Synchronization

Component	Description
C1-FASyncRequestRead	<p>Used to read an FA Sync Request record.</p> <p>This component invokes the ATC1FASyncRequestRead Inbound Web Service using the C1-FASyncRequest Business Object.</p>
C1-GetSyncRequestId	<p>Used to get the sync request ID of a given primary key ID (for example: Person, SP, SA, Contract Option, Contract Option Event, etc) using a specific query zone.</p> <p>The following zones can be used:</p> <ul style="list-style-type: none">• C1-GETSYNCU2 - Get Sync Req ID using Contract Option Event ID• C1-GETSYNCU3 - Get Sync Req ID using Contract Option ID• C1-GETPERSYN - Get Sync Request ID using Person ID• C1-GETSASYNC - Get Sync Request ID using Service Agreement ID• C1-GETFASYNC - Get Sync Request ID using Field Activity ID• C1-GETSYNCRQ - Get Sync Request ID using External ID <p>This component invokes the ATC1GetSyncRequestId Inbound Web Service using the C1-GetSyncRequestId Business Service.</p>
C1-MDM2ContOptEvtSyncReqRead	<p>Used to read an MDM2 Contract Option Event Sync Request record.</p> <p>This component invokes the ATC1MDM2ContrOptEvtSyncReqRead Inbound Web Service using the C1-MDM2ContrOptEvtSyncRequest Business Object.</p>
C1-MDM2ContractOptSyncReqRead	<p>Used to read an MDM2 Contract Option Sync Request record.</p> <p>This component invokes the ATC1MDM2ContractOptSyncReqRead Inbound Web Service using the C1-MDM2ContractOptSyncRequest Business Object.</p>
C1-MDM2PersonSyncRequestRead	<p>Used to read an MDM2 Person Sync Request record.</p> <p>This component invokes the ATC1MDM2PersonSyncReqRead Inbound Web Service using the C1-MDM2PersonSyncRequest Business Object.</p>

Component	Description
C1-MDM2SARelSyncRequestRead	<p>Used to read an MDM2 SA Relationship Sync Request record.</p> <p>This component invokes the ATC1MDM2SARelSyncRequestRead Inbound Web Service using the C1-MDM2SARelSyncRequest Business Object.</p>
C1-MDM2SASyncRequestRead	<p>Used to read an MDM2 Service Agreement Sync Request record.</p> <p>This component invokes the ATC1MDM2SASyncRequestRead Inbound Web Service using the C1-MDM2SASyncRequest Business Object.</p>
D1-InstallEventSyncRequestRead	<p>Used to read an ODM Install Event Sync Request record.</p> <p>This component invokes the ATD1InstallEventSyncRequestRead Inbound Web Service using the D1-InstallEventSyncRequest Business Object.</p>
D1-OngoingSyncReqContactRead	<p>Used to read an Ongoing Contact Sync Request record.</p> <p>This component invokes the ATD1OngoingSyncRequestContactRead Inbound Web Service using the D1-OngoingSyncRequestContact Business Object.</p>
D1-OngoingSyncRequestDeviceRead	<p>Used to read an Device Ongoing Sync Request record.</p> <p>This component invokes the ATD1OngoingSyncRequestDeviceRead Inbound Web Service using the D1-OngoingSyncRequestDevice Business Object.</p>
D2-OngoingSyncReqDynOptRead	<p>Used to read an Ongoing Dynamic Option Sync Request record.</p> <p>This component invokes the ATD1OngoingSyncRequestDynOptRead Inbound Web Service using the D2-OngoingSyncRequestDynOpt Business Object.</p>
D2-OngoingSyncReqDynOptEvtRead	<p>Used to read an Ongoing Dynamic Option Event Sync Request record.</p> <p>This component invokes the ATD1OngoingSyncRequestDynOptEvtRead Inbound Web Service using the D2-OngoingSyncRequestDynOptEvt Business Object.</p>

Component	Description
D2-OngoingSyncReqUSRead	<p>Used to read an Ongoing Usage Subscription Sync Request record.</p> <p>This component invokes the ATD1OngoingSyncRequestUSRead Inbound Web Service using the D2-OngoingSyncRequestUS Business Object.</p>
W1-MDMAssetSyncRequestRead	<p>Used to read an MDM Asset Sync Request record.</p> <p>This component invokes the ATW1MDMAssetSyncRequestRead Inbound Web Service using the W1-MDMAssetSyncRequest Business Object.</p>
W1-OngoingSyncRequestAssetNodeRead	<p>Used to read an Asset-Node Ongoing Sync Request record.</p> <p>This component invokes the ATW1OngoingSyncRequestAssetNodeRead Inbound Web Service using the W1-OngoingSyncRequestAssetNode Business Object.</p>
X1-GetInboundSyncRequestId	<p>Used to retrieve the Inbound Sync Request Id depending on the query zone used.</p> <p>The following zones can be used:</p> <ul style="list-style-type: none"> • X1-GETSYNCEX - Get Inbound Sync Request ID using External ID <p>This component invokes the ATX1GetSyncRequestInId Inbound Web Service using the X1-GetSyncRequestInId Business Service.</p>

Device

Component	Description
D1-DeviceConfigurationDelete	<p>Used to delete an existing Device Configuration record.</p> <p>This component invokes the ATD1DeviceConfiguration Inbound Web Service using the D1-DeviceConfiguration Business Object.</p>
D1-DeviceConfigurationAdd	<p>Used to create a Device Configuration record.</p> <p>This component invokes the ATD1DeviceConfiguration Inbound Web Service using the D1-DeviceConfiguration Business Object.</p>
D1-DeviceConfigurationRead	<p>Used to query an existing Device Configuration record.</p> <p>This component invokes the ATD1DeviceConfiguration Inbound Web Service using the D1-DeviceConfiguration Business Object.</p>
D1-DeviceConfigurationUpdate	<p>Used to update an existing Device Configuration record.</p> <p>This component invokes the ATD1DeviceConfiguration Inbound Web Service using the D1-DeviceConfiguration Business Object.</p>
D1-IMDSeederAdd	<p>Used to create an IMD Seeder record.</p> <p>This component invokes the ATD1IMDSeeder Inbound Web Service using the D1-IMDSeeder Business Object.</p>
D1-IMDSeederDelete	<p>Used to delete an existing IMD Seeder record.</p> <p>This component invokes the ATD1IMDSeeder Inbound Web Service using the D1-IMDSeeder Business Object.</p>
D1-IMDSeederRead	<p>Used to query an existing IMD Seeder record.</p> <p>This component invokes the ATD1IMDSeeder Inbound Web Service using the D1-IMDSeeder Business Object.</p>
D1-IMDSeederUpdate	<p>Used to update an existing IMD Seeder record.</p> <p>This component invokes the ATD1IMDSeeder Inbound Web Service using the D1-IMDSeeder Business Object.</p>

Component	Description
D1-IntervalChannelAdd	Used to create an Interval Channel record. This component invokes the ATD1IntervalChannel Inbound Web Service using the D1-IntervalChannel Business Object.
D1-IntervalChannelDelete	Used to delete an existing Interval Channel record. This component invokes the ATD1IntervalChannel Inbound Web Service using the D1-IntervalChannel Business Object.
D1-IntervalChannelRead	Used to query an existing Interval Channel record. This component invokes the ATD1IntervalChannel Inbound Web Service using the D1-IntervalChannel Business Object.
D1-IntervalChannelUpdate	Used to update an existing Interval Channel record. This component invokes the ATD1IntervalChannel Inbound Web Service using the D1-IntervalChannel Business Object.
D1-ManualIMDIntervalAdd	Used to create an Interval Manual IMD record. This component invokes the ATD1ManualIMDInterval Inbound Web Service using the D1-ManualIMDInterval Business Object.
D1-ManualIMDIntervalDelete	Used to delete an existing Interval Manual IMD record. This component invokes the ATD1ManualIMDInterval Inbound Web Service using the D1-ManualIMDInterval Business Object.
D1-ManualIMDIntervalRead	Used to query an existing Interval Manual IMD record. This component invokes the ATD1ManualIMDInterval Inbound Web Service using the D1-ManualIMDInterval Business Object.
D1-ManualIMDIntervalUpdate	Used to update an existing Interval Manual IMD record. This component invokes the ATD1ManualIMDInterval Inbound Web Service using the D1-ManualIMDInterval Business Object.
D1-ManualIMDScalarAdd	Used to create a Scalar Manual IMD record. This component invokes the ATD1ManualIMDScalar Inbound Web Service using the D1-ManualIMDScalar Business Object.

Component	Description
D1-ManualIMDScalarDelete	<p>Used to delete an existing Scalar Manual IMD record.</p> <p>This component invokes the ATD1ManualIMDScalar Inbound Web Service using the D1-ManualIMDScalar Business Object.</p>
D1-ManualIMDScalarRead	<p>Used to query an existing Scalar Manual IMD record.</p> <p>This component invokes the ATD1ManualIMDScalar Inbound Web Service using the D1-ManualIMDScalar Business Object.</p>
D1-ManualIMDScalarUpdate	<p>Used to update an existing Scalar Manual IMD record.</p> <p>This component invokes the ATD1ManualIMDScalar Inbound Web Service using the D1-ManualIMDScalar Business Object.</p>
D1-ManualMeterAdd	<p>Used to create a Manual Meter record.</p> <p>This component invokes the ATD1ManualMeter Inbound Web Service using the D1-ManualMeter Business Object.</p>
D1-ManualMeterDelete	<p>Used to delete an existing Manual Meter record.</p> <p>This component invokes the ATD1ManualMeter Inbound Web Service using the D1-ManualMeter Business Object.</p>
D1-ManualMeterRead	<p>Used to query an existing Manual Meter record.</p> <p>This component invokes the ATD1ManualMeter Inbound Web Service using the D1-ManualMeter Business Object.</p>
D1-ManualMeterUpdate	<p>Used to update an existing Manual Meter record.</p> <p>This component invokes the ATD1ManualMeter Inbound Web Service using the D1-ManualMeter Business Object.</p>
D1-RegisterAdd	<p>Used to create a Register record.</p> <p>This component invokes the ATD1Register Inbound Web Service using the D1-Register Business Object.</p>
D1-RegisterDelete	<p>Used to delete an existing Register record.</p> <p>This component invokes the ATD1Register Inbound Web Service using the D1-Register Business Object.</p>

Component	Description
D1-RegisterRead	Used to query an existing Register record. This component invokes the ATD1Register Inbound Web Service using the D1-Register Business Object.
D1-RegisterUpdate	Used to update an existing Register record. This component invokes the ATD1Register Inbound Web Service using the D1-Register Business Object.
D1-SmartMeterAdd	Used to create a Smart Meter record. This component invokes the ATD1SmartMeter Inbound Web Service using the D1-SmartMeter Business Object.
D1-SmartMeterDelete	Used to delete an existing Smart Meter record. This component invokes the ATD1SmartMeter Inbound Web Service using the D1-SmartMeter Business Object.
D1-SmartMeterInstallEventAdd	Used to create a Smart Meter Install Event record. This component invokes the ATD1SmartMeterInstallEvent Inbound Web Service using the D1-SmartMeterInstallEvent Business Object.
D1-SmartMeterInstallEventDel	Used to delete an existing Smart Meter Install Event record. This component invokes the ATD1SmartMeterInstallEvent Inbound Web Service using the D1-SmartMeterInstallEvent Business Object.
D1-SmartMeterInstallEventRead	Used to query an existing Smart Meter Install Event record. This component invokes the ATD1SmartMeterInstallEvent Inbound Web Service using the D1-SmartMeterInstallEvent Business Object.
D1-SmartMeterInstallEventUpd	Used to update an existing Smart Meter Install Event record. This component invokes the ATD1SmartMeterInstallEvent Inbound Web Service using the D1-SmartMeterInstallEvent Business Object.

Component	Description
D1-SmartMeterRead	Used to query an existing Smart Meter record. This component invokes the ATD1SmartMeter Inbound Web Service using the D1-SmartMeter Business Object.
D1-SmartMeterUpdate	Used to update an existing Smart Meter record. This component invokes the ATD1SmartMeter Inbound Web Service using the D1-SmartMeter Business Object.

Extendable Lookup

Component	Description
X1-C2MSATypeMappingAdd	Used to create a Customer to Meter SA Type mapping Extendable Lookup record. This component invokes the ATX1C2MSATypeMapping Inbound Web Service using the X1-C2MSATypeMapping Business Object.
X1-C2MSATypeMappingUpdate	Used to update an existing Customer to Meter SA Type mapping Extendable Lookup record. This component invokes the ATX1C2MSATypeMapping Inbound Web Service using the X1-C2MSATypeMapping Business Object.
X1-C2MSATypeMappingDelete	Used to delete an existing Customer to Meter SA Type mapping Extendable Lookup record. This component invokes the ATX1C2MSATypeMapping Inbound Web Service using the X1-C2MSATypeMapping Business Object.
X1-C2MSATypeMappingRead	Used to query an existing Customer to Meter SA Type mapping Extendable Lookup record. This component invokes the ATX1C2MSATypeMapping Inbound Web Service using the X1-C2MSATypeMapping Business Object.

Component	Description
X1-CCBMDM-MDMCCB- LookupAdd	<p>Used to create the mapping values for each field that requires translation between CCB and MDM Maintenance Objects.</p> <p>The following lookup value can be used:</p> <ul style="list-style-type: none"> • C1_HIGHLIGHT_TYPE_FLG - Highlight Type • C1_USG_RQST_SA_SKIP_RSN_FLG - SA Skip Reason • CONT_OPT_TYPE_CD - Contract Option Type • DISCON_LOC_CD - Disconnect Location • FA_TYPE_CD - Field Activity Type • KEY_SW - key • LS_SL_FLG - Life Support / Sensitive Load • OK_TO_ENTER_SW - OK to Enter • PER_OR_BUS_FLG - Contact Type <p>This component invokes the ATX1CCBMDM-MDMCCB-Lookup Inbound Web Service using the X1-CCBMDM-MDMCCB-Lookup Business Object.</p>
X1-CCBMDM-MDMCCB- LookupUpd	<p>Used to update an existing mapping values for each field that requires translation between CCB and MDM Maintenance Objects.</p> <p>The following lookup value can be used:</p> <ul style="list-style-type: none"> • C1_HIGHLIGHT_TYPE_FLG - Highlight Type • C1_USG_RQST_SA_SKIP_RSN_FLG - SA Skip Reason • CONT_OPT_TYPE_CD - Contract Option Type • DISCON_LOC_CD - Disconnect Location • FA_TYPE_CD - Field Activity Type • KEY_SW - key • LS_SL_FLG - Life Support / Sensitive Load • OK_TO_ENTER_SW - OK to Enter • PER_OR_BUS_FLG - Contact Type <p>This component invokes the ATX1CCBMDM-MDMCCB-Lookup Inbound Web Service using the X1-CCBMDM-MDMCCB-Lookup Business Object.</p>

Component	Description
X1-CCBMDM-MDMCCB- LookupDel	<p>Used to delete an existing mapping values for each field that requires translation between CCB and MDM Maintenance Objects.</p> <p>The following lookup value can be used:</p> <ul style="list-style-type: none"> • C1_HIGHLIGHT_TYPE_FLG - Highlight Type • C1_USG_RQST_SA_SKIP_RSN_FLG - SA Skip Reason • CONT_OPT_TYPE_CD - Contract Option Type • DISCON_LOC_CD - Disconnect Location • FA_TYPE_CD - Field Activity Type • KEY_SW - key • LS_SL_FLG - Life Support / Sensitive Load • OK_TO_ENTER_SW - OK to Enter • PER_OR_BUS_FLG - Contact Type <p>This component invokes the ATX1CCBMDM-MDMCCB-Lookup Inbound Web Service using the X1-CCBMDM-MDMCCB-Lookup Business Object.</p>
X1-CCBMDM-MDMCCB- LookupRead	<p>Used to query an existing mapping values for each field that requires translation between CCB and MDM Maintenance Objects.</p> <p>The following lookup value can be used:</p> <ul style="list-style-type: none"> • C1_HIGHLIGHT_TYPE_FLG - Highlight Type • C1_USG_RQST_SA_SKIP_RSN_FLG - SA Skip Reason • CONT_OPT_TYPE_CD - Contract Option Type • DISCON_LOC_CD - Disconnect Location • FA_TYPE_CD - Field Activity Type • KEY_SW - key • LS_SL_FLG - Life Support / Sensitive Load • OK_TO_ENTER_SW - OK to Enter • PER_OR_BUS_FLG - Contact Type <p>This component invokes the ATX1CCBMDM-MDMCCB-Lookup Inbound Web Service using the X1-CCBMDM-MDMCCB-Lookup Business Object.</p>

Component	Description
X1-ODMMDM-MDMODM- LookupAdd	<p data-bbox="967 218 1511 310">Used to create the mapping values for each field that requires translation between ODM and MDM maintenance objects.</p> <p data-bbox="967 344 1386 373">The following lookup value can be used:</p> <ul data-bbox="967 378 1511 961" style="list-style-type: none"> <li data-bbox="967 378 1435 407">• ASSET_STATUS (Asset/Device Status) <li data-bbox="967 424 1507 453">• ASSET_TYPE_CD (Asset Type/Device Type) <li data-bbox="967 470 1511 531">• CONTACT_BUS_OBJ_CD (Contact Business Object) <li data-bbox="967 548 1455 609">• DISCONNECT_LOC_FLG (Disconnect Location) <li data-bbox="967 625 1187 655">• KEY_SW (Key) <li data-bbox="967 672 1490 732">• LIFE_SUPPORT_SENS_LOAD_FLG (Life Support/Sensitive Load) <li data-bbox="967 749 1365 779">• MR_INSTR_CD (SP Instruction) <li data-bbox="967 795 1341 825">• MR_WARN_CD (SP Warning) <li data-bbox="967 842 1346 871">• MTR_LOC_CD (Site Location) <li data-bbox="967 888 1430 949">• OK_TO_ENTER_FLG (OK to Enter, SVC_TYPE_FLG (Service Type) <p data-bbox="967 1012 1484 1136">This component invokes the ATX1ODMMDM-MDMODM-Lookup Inbound Web Service using X1-ODMMDM-MDMODM-Lookup Business Object.</p>

Component	Description
X1-ODMMDM-MDMODM- LookupDelete	<p data-bbox="967 216 1495 306">Used to delete an existing mapping values for each field that requires translation between ODM and MDM maintenance objects.</p> <p data-bbox="967 344 1386 373">The following lookup value can be used:</p> <ul data-bbox="967 378 1495 978" style="list-style-type: none"> <li data-bbox="967 378 1435 407">• ASSET_STATUS (Asset/Device Status) <li data-bbox="967 424 1495 453">• ASSET_TYPE_CD (Asset Type/Device Type) <li data-bbox="967 470 1495 529">• CONTACT_BUS_OBJ_CD (Contact Business Object) <li data-bbox="967 546 1455 604">• DISCONNECT_LOC_FLG (Disconnect Location) <li data-bbox="967 621 1182 651">• KEY_SW (Key) <li data-bbox="967 667 1487 726">• LIFE_SUPPORT_SENS_LOAD_FLG (Life Support/Sensitive Load) <li data-bbox="967 743 1365 772">• MR_INSTR_CD (SP Instruction) <li data-bbox="967 789 1341 819">• MR_WARN_CD (SP Warning) <li data-bbox="967 835 1344 865">• MTR_LOC_CD (Site Location) <li data-bbox="967 882 1425 911">• OK_TO_ENTER_FLG (OK to Enter) <li data-bbox="967 928 1360 957">• SVC_TYPE_FLG (Service Type) <p data-bbox="967 1024 1479 1150">This component invokes the ATX1ODMMDM-MDMODM-Lookup Inbound Web Service using X1-ODMMDM-MDMODM-Lookup Business Object.</p>

Component	Description
X1-ODMMDM-MDMODM- LookupUpd	<p data-bbox="971 218 1507 306">Used to update and existing mapping values for each field that requires translation between ODM and MDM maintenance objects.</p> <p data-bbox="971 344 1386 373">The following lookup value can be used:</p> <ul data-bbox="971 378 1507 978" style="list-style-type: none"> <li data-bbox="971 378 1435 407">• ASSET_STATUS (Asset/Device Status) <li data-bbox="971 424 1507 453">• ASSET_TYPE_CD (Asset Type/Device Type) <li data-bbox="971 470 1507 533">• CONTACT_BUS_OBJ_CD (Contact Business Object) <li data-bbox="971 550 1455 613">• DISCONNECT_LOC_FLG (Disconnect Location) <li data-bbox="971 630 1185 659">• KEY_SW (Key) <li data-bbox="971 676 1487 739">• LIFE_SUPPORT_SENS_LOAD_FLG (Life Support/Sensitive Load) <li data-bbox="971 756 1367 785">• MR_INSTR_CD (SP Instruction) <li data-bbox="971 802 1344 831">• MR_WARN_CD (SP Warning) <li data-bbox="971 848 1347 877">• MTR_LOC_CD (Site Location) <li data-bbox="971 894 1429 924">• OK_TO_ENTER_FLG (OK to Enter) <li data-bbox="971 940 1360 970">• SVC_TYPE_FLG (Service Type) <p data-bbox="971 1029 1484 1150">This component invokes the ATX1ODMMDM-MDMODM-Lookup Inbound Web Service using X1-ODMMDM-MDMODM-Lookup Business Object.</p>

Component	Description
X1-ODMMDM-MDMODM- LookupRead	<p>Used to query an existing mapping values for each field that requires translation between ODM and MDM maintenance objects.</p> <p>The following lookup value can be used:</p> <ul style="list-style-type: none"> • ASSET_STATUS (Asset/Device Status) • ASSET_TYPE_CD (Asset Type/Device Type) • CONTACT_BUS_OBJ_CD (Contact Business Object) • DISCONNECT_LOC_FLG (Disconnect Location) • KEY_SW (Key) • LIFE_SUPPORT_SENS_LOAD_FLG (Life Support/Sensitive Load) • MR_INSTR_CD (SP Instruction) • MR_WARN_CD (SP Warning) • MTR_LOC_CD (Site Location) • OK_TO_ENTER_FLG (OK to Enter) • SVC_TYPE_FLG (Service Type) <p>This component invokes the ATX1ODMMDM-MDMODM-Lookup Inbound Web Service using X1-ODMMDM-MDMODM-Lookup Business Object.</p>

Financial

Component	Description
C1-AdjustmentAdd	<p>Used to adding an Adjustment record.</p> <p>This component invokes the ATC1Adjustment Inbound Web Service using the C1AdjustmentAdd Business Service.</p>
C1-AdjustmentDelete	<p>Used to delete an Adjustment.</p> <p>This component invokes the ATC1Adjustment Inbound Web Service using the C1AdjustmentDelete Business Service.</p>
C1-AdjustmentRead	<p>Used to read an Adjustment.</p> <p>This component invokes the ATC1Adjustment Inbound Web Service using the C1AdjustmentRead Business Service.</p>

Component	Description
C1-AdjustmentUpdate	Used to update an Adjustment record. This component invokes the ATC1Adjustment Inbound Web Service using the C1AdjustmentUpdate Business Service.
C1-BillAdd	Used to add a Bill record. This component invokes the ATC1Bill Inbound Web Service using the C1BillAdd Business Service.
C1-BillDelete	Used to delete a Bill record This component invokes the ATC1Bill Inbound Web Service using the C1BillDelete Business Service.
C1-BillRead	Used to read a Bill record. This component invokes the ATC1Bill Inbound Web Service using the C1BillRead Business Service.
C1-BillUpdate	Used to update a Bill record. This component invokes the ATC1Bill Inbound Web Service using the C1BillUpdate Business Service.
C1-BillSegmentAdd	Used to add a Bill Segment record. This component invokes the ATC1BillSegment Inbound Web Service using the C1BillSegmentAdd Business Service.
C1-BillSegmentRead	Used to read a Bill Segment record. This component invokes the ATC1BillSegment Inbound Web Service using the C1BillSegmentRead Business Service.
C1-BillSegmentUpdate	Used to update a Bill Segment record. This component invokes the ATC1BillSegment Inbound Web Service using the C1BillSegmentUpdate Business Service.
C1-BillableChargeAdd	Used to add a Billable Charge record. This component invokes the ATC1BillableCharge Inbound Web Service using the C1BillableChargeAdd Business Service.
C1-BillableChargeRead	Used to read a Billable Charge record. This component invokes the ATC1BillableCharge Inbound Web Service using the C1BillableChargeRead Business Service.

Component	Description
C1-BillableChargeUpdate	Used to update a Billable Charge record. This component invokes the ATC1BillableCharge Inbound Web Service using the C1BillableChargeUpdate Business Service.
C1-DepositControlAdd	Used to add a Deposit Control record. This component invokes the ATC1DepositControl Inbound Web Service using the C1DepositControlAdd Business Service.
C1-DepositControlRead	Used to read a Deposit Control. This component invokes the ATC1DepositControl Inbound Web Service using the C1DepositControlRead Business Service.
C1-DepositControlUpdate	Used to update a Deposit Control record. This component invokes the ATC1DepositControl Inbound Web Service using the C1DepositControlUpdate Business Service.
C1-FTRead	Used to read a Financial Transaction record. This component invokes the ATC1FT Inbound Web Service using the C1FTRead Business Service.
C1-FTUpdate	Used to update a Financial Transaction record. This component invokes the ATC1FinancialTransaction Inbound Web Service using the C1FTUpdate Business Service.
C1-MatchEventAdd	Used to add a Match Event record. This component invokes the ATC1MatchEvent Inbound Web Service using the C1MatchEventAdd Business Service.
C1-MatchEventDelete	Used to delete a Match Event record. This component invokes the ATC1MatchEvent Inbound Web Service using the C1MatchEventDelete Business Service.
C1-MatchEventRead	Used to read a Match Event record. This component invokes the ATC1MatchEvent Inbound Web Service using the C1MatchEventRead Business Service.

Component	Description
C1-MatchEventUpdate	Used to update a Match Event record. This component invokes the ATC1MatchEvent Inbound Web Service using the C1MatchEventUpdate Business Service.
C1-MultiCancelRebillRead	Used to read a Multi Cancel Rebill record. This component invokes the ATC1MultiCancelRebill Inbound Web Service using the C1MultiCancelRebillRead Business Service.
C1-MultiCancelRebillUpdate	Used to update a Multi Cancel Rebill record. This component invokes the ATC1MultiCancelRebill Inbound Web Service using the C1MultiCancelRebillUpdate Business Service.
C1-OffCycleBillGeneratorAdd	Used to add an Off Cycle Bill Generator record. This component invokes the ATC1OffCycleBillGenerator Inbound Web Service using the C1OffCycleBillGeneratorAdd Business Service.
C1-OffCycleBillGeneratorDelete	Used to delete an Off Cycle Bill Generator record. This component invokes the ATC1OffCycleBillGenerator Inbound Web Service using the C1OffCycleBillGeneratorDelete Business Service.
C1-OffCycleBillGeneratorRead	Used to read an Off Cycle Bill Generator record. This component invokes the ATC1OffCycleBillGenerator Inbound Web Service using the C1OffCycleBillGeneratorRead Business Service.
C1-OffCycleBillGeneratorUpdate	Used to update an Off Cycle Bill Generator record. This component invokes the ATC1OffCycleBillGenerator Inbound Web Service using the C1OffCycleBillGeneratorUpdate Business Service.
C1-PaymentAdd	Used to add a Payment record. This component invokes the ATC1Payment Inbound Web Service using the C1PaymentAdd Business Service.
C1-PaymentDelete	Used to delete a Payment. This component invokes the ATC1Payment Inbound Web Service using the C1PaymentDelete Business Service.

Component	Description
C1-PaymentRead	Used to read a Payment. This component invokes the ATC1Payment Inbound Web Service using the C1PaymentRead Business Service.
C1-PaymentUpdate	Used to update a Payment record. This component invokes the ATC1Payment Inbound Web Service using the C1PaymentUpdate Business Service.
C1-PaymentEventAdd	Used to add a Payment Event record. This component invokes the ATC1PaymentEvent Inbound Web Service using the C1PaymentEventAdd Business Service.
C1-PaymentEventDelete	Used to delete a Payment Event record. This component invokes the ATC1PaymentEvent Inbound Web Service using the C1PaymentEventDelete Business Service.
C1-PaymentEventRead	Used to read a Payment Event record. This component invokes the ATC1PaymentEvent Inbound Web Service using the C1PaymentEventRead Business Service.
C1-PaymentEventUpdate	Used to update a Payment Event record. This component invokes the ATC1PaymentEvent Inbound Web Service using the C1PaymentEventUpdate Business Service.
C1-PaymentEventQuickAddAdd	Used to add a Payment Event Quick Add record. This component invokes the ATC1PaymentEventQuickAdd Inbound Web Service using the C1PaymentEventQuickAddAdd Business Service.
C1-PaymentQuickAddAdd	Used to add a Payment Quick Add record. This component invokes the ATC1PaymentEventQuickAdd Inbound Web Service using the C1PaymentQuickAddAdd Business Service.
C1-StatementAdd	Used to add a Statement record. This component invokes the ATC1Statement Inbound Web Service using the C1StatementAdd Business Service.

Component	Description
C1-StatementDelete	Used to delete a Statement record. This component invokes the ATC1Statement Inbound Web Service using the C1StatementDelete Business Service.
C1-StatementRead	Used to read a Statement record. This component invokes the ATC1Statement Inbound Web Service using the C1StatementRead Business Service.
C1-StatementUpdate	Used to update a Statement record. This component invokes the ATC1Statement Inbound Web Service using the C1StatementUpdate Business Service.
C1-TenderControlAdd	Used to add a Tender Control record. This component invokes the ATC1TenderControl Inbound Web Service using the C1TenderControlAdd Business Service.
C1-TenderControlRead	Used to read a Tender Control record. This component invokes the ATC1TenderControl Inbound Web Service using the C1TenderControlRead Business Service.
C1-TenderControlUpdate	Used to update a Tender Control record. This component invokes the ATC1TenderControl Inbound Web Service using the C1TenderControlUpdate Business Service.
C1-TenderCtrlSearchByAllUser	Used to search an open Tender Control record. This component invokes the ATC1TenderCtrlSearchByAllUser Inbound Web Service using the C1TenderCtrlSearchByAllUser Business Service.

General

Component	Description
C1-CtrlCenSearchByAccountId	Used to search Control Central by Account ID. This component invokes the ATC1CtrlCenSearchByAccountId Inbound Web Service using the C1CtrlCenSearchByAccountId Business Service.

Component	Description
C1-CtrlCenSearchByAddress	Used to search Control Central by Address. This component invokes the ATC1CtrlCenSearchByAddress Inbound Web Service using the C1CtrlCenSearchByAddress Business Service.
C1-CtrlCenSearchByNameAddress	Used to search Control Central by Name and Address. This component invokes the ATC1CtrlCenSearchByNameAddress Inbound Web Service using the C1CtrlCenSearchByNameAddress Business Service.
X1-RetrieveAlerts	Used to retrieve Alerts. This component invokes the ATX1RetrieveAlerts Inbound Web Service using the X1RetrieveAlerts Business Service.
X1-RetrieveGlobalContexts	Used to retrieve Global Contexts. This component invokes the ATX1RetrieveGlobalContexts Inbound Web Service using the X1RetrieveGlobalContexts Business Service.

Master Configuration

Component	Description
D1-SeederSyncMasterConfigAdd	Used to create a Seeder Sync Request Master Configuration record. This component invokes the ATD1SeederSyncMasterConfig Inbound Web Service using the D1-SeederSyncMasterConfig Business Object.
D1-SeederSyncMasterConfigUpd	Used to update an existing Seeder Sync Request Master Configuration record. This component invokes the ATD1SeederSyncMasterConfig Inbound Web Service using the D1-SeederSyncMasterConfig Business Object.

Component	Description
D1-SeederSyncMasterConfigRead	<p>Used to query an existing Seeder Sync Request Master Configuration record.</p> <p>This component invokes the ATD1SeederSyncMasterConfig Inbound Web Service using the D1-SeederSyncMasterConfig Business Object.</p>
X1-C2MMasterConfigurationAdd	<p>Used to create a Customer to Meter Master Configuration record.</p> <p>This component invokes the ATX1C2MMasterConfiguration Inbound Web Service using the X1-C2MMasterConfiguration Business Object.</p>
X1-C2MMasterConfigurationRead	<p>Used to query an existing Customer to Meter Master Configuration record.</p> <p>This component invokes the ATX1C2MMasterConfiguration Inbound Web Service using the X1-C2MMasterConfiguration Business Object.</p>
X1-C2MMasterConfigurationUpdate	<p>Used to update an existing Customer to Meter Master Configuration record.</p> <p>This component invokes the ATX1C2MMasterConfiguration Inbound Web Service using the X1-C2MMasterConfiguration Business Object.</p>

Service Order Management

Component	Description
C1-ActivityInformation	<p>Used to read an Activity Information.</p> <p>This component invokes the ATC1ActivityInformation Inbound Web Service using the C1-ActvtyInf Service Script.</p>
C1-DeviceInformation	<p>Used to retrieving the Device Information.</p> <p>This component invokes the ATC1DeviceInformation Inbound Web Service using the C1-DeviceInf Service Script.</p>
C1-FACompletionMessage	<p>Used for the FA Completion Message.</p> <p>This component invokes the ATC1FACompletionMessage Inbound Web Service using the C1-FACmplMsg Service Script.</p>

Component	Description
C1-PremiseFAGTT	Used for inserting the Premise Activities to GTT. This component invokes the ATC1PremFAGTT Inbound Web Service using the C1-PremFAGTT Service Script.
C1-ServiceRequestUpdate	Used for updating a SOM Request. This component invokes the ATC1ServiceRequestUpdate Inbound Web Service using the C1-SvcReqUpd Service Script.

Usage

Component	Description
C1-GetUsageId	Used to get the usage request ID of given a person name. This component invokes the ATC1GetUsageId Inbound Web Service using the C1-GetUsageId Business Service.
C1-UsageReqCyclicalBillingRead	Used to read a Usage Request Cyclical Billing record. This component invokes the ATC1UsageReqCyclicalBillingRead Inbound Web Service using the C1-UsageRequestCyclicalBilling Business Object.
C1-UsageRequestNonCyclicalRead	Used to read a Usage Request Non-Cyclical Billing record. This component invokes the ATC1UsageRequestNonCyclical Inbound Web Service using the C1-UsageRequestNonCyclical Business Object.
D1-GetUsageFromExtId	Used to get the usage transaction ID using CCB usage request ID. This component invokes the ATD1GetUsageFromExtID Inbound Web Service using the D1-GetUsageFromExtID Business Service.
D2-DynamicOptionAdd	Used to create a Dynamic Option record. This component invokes the ATD2DynamicOption Inbound Web Service using the D2-DynamicOption Business Object.

Component	Description
D2-DynamicOptionDelete	<p>Used to delete an existing Dynamic Option record.</p> <p>This component invokes the ATD2DynamicOption Inbound Web Service using the D2-DynamicOption Business Object.</p>
D2-DynamicOptionEventAdd	<p>Used to create a Dynamic Option Event record.</p> <p>This component invokes the ATD2DynamicOptionEvent Inbound Web Service using the D2-DynamicOptionEvent Business Object.</p>
D2-DynamicOptionEventDelete	<p>Used to delete an existing Dynamic Option Event record.</p> <p>This component invokes the ATD2DynamicOptionEvent Inbound Web Service using the D2-DynamicOptionEvent Business Object.</p>
D2-DynamicOptionEventRead	<p>Used to query an existing Dynamic Option Event record.</p> <p>This component invokes the ATD2DynamicOptionEvent Inbound Web Service using the D2-DynamicOptionEvent Business Object.</p>
D2-DynamicOptionEventUpdate	<p>Used to update an existing Dynamic Option Event record.</p> <p>This component invokes the ATD2DynamicOptionEvent Inbound Web Service using the D2-DynamicOptionEvent Business Object.</p>
D2-DynamicOptionRead	<p>Used to query an existing Dynamic Option record.</p> <p>This component invokes the ATD2DynamicOption Inbound Web Service using the D2-DynamicOption Business Object.</p>
D2-DynamicOptionUpdate	<p>Used to update an existing Dynamic Option record.</p> <p>This component invokes the ATD2DynamicOption Inbound Web Service using the D2-DynamicOption Business Object.</p>
D2-UsageSubscriptionAdd	<p>Used to create a Usage Subscription record.</p> <p>This component invokes the ATD2UsageSubscription Inbound Web Service using the D2-UsageSubscription Business Object.</p>

Component	Description
D2-UsageSubscriptionDelete	Used to delete an existing Usage Subscription record. This component invokes the ATD2UsageSubscription Inbound Web Service using the D2-UsageSubscription Business Object.
D2-UsageSubscriptionRead	Used to query an existing Usage Subscription record. This component invokes the ATD2UsageSubscription Inbound Web Service using the D2-UsageSubscription Business Object.
D2-UsageSubscriptionUpdate	Used to update an existing Usage Subscription record. This component invokes the ATD2UsageSubscription Inbound Web Service using the D2-UsageSubscription Business Object.
D2-UsageTransactionAdd	Used to create a Usage Transaction record. This component invokes the ATD2UsageTransaction Inbound Web Service using the D2-UsageTransaction Business Object.
D2-UsageTransactionDelete	Used to delete an existing Usage Transaction record. This component invokes the ATD2UsageTransaction Inbound Web Service using the D2-UsageTransaction Business Object.
D2-UsageTransactionRead	Used to query an existing Usage Transaction record. This component invokes the ATD2UsageTransaction Inbound Web Service using the D2-UsageTransaction Business Object.
D2-UsageTransactionUpdate	Used to update an existing Usage Transaction record. This component invokes the ATD2UsageTransaction Inbound Web Service using the D2-UsageTransaction Business Object.

Chapter 2

Function Library Reference

This chapter lists the Oracle Utilities Customer Care and Billing function library [OUCCBLIB](#) and the functions available to create components and flows in Oracle Utilities Testing Accelerator Workbench for testing the Oracle Utilities Customer To Meter application.

OUCCBLIB

The OUCCBLIB library is a collection of actions, such as getting the element value in a XML or generating random number on a given string prefixes or suffix. This section provides a list of functions included in the library, along with their usage details.

verificationPoint

Checks if the actual result is the same with the expected result.

```
verificationPoint(String testTitle, String actualResult, String  
expectedResult, String testType)
```

@param testTitle - Test title

@param actualResult - Actual Result

@param expectedResult - Expected Result

@param testType - Signify what type of test is to be performed.

@ValidTestTypeValue "Wildcard" - Wild card, "Exact" - Exact match,
"Contains" - Actual value contains the expected result

Example:

```
verificationPoint("Verify if Generate switch is  
disabled", sGenerateSW, "false", "Exact");  
verificationPoint("Verify if CIS Division is  
populated", sCisDivision, "*", "Wildcard");
```

```
verificationPoint("Verify the correct Create Date/Time", sCreateDttm,  
pst.format(currentDt), "Contains");
```

Input Parameters: String, String, String, String

editElementValue

Edits the value of a given element. This function is significant when trying to edit CLOB fields in a SOAP request.

```
editElementValue(String child, String subchild, String value)
```

@param child - element header of the soap response. This can be the root element

@param subchild - element of the child or sub child

@param value - new value to be supplied

@return edited XML

Example:

```
String strSOAP =
"<businessObjectDataArea>
  <environmentURL>http://www.sample.com</environmentURL>
  <emailBody>
    <messageCategory>11118</messageCategory>
    <messageNumber>12012</messageNumber>
  </emailBody>
</businessObjectDataArea>"

System.out.println(editElementValue("businessObjectDataArea", "environm
entURL", "www.oracle.com"));
}
```

Output:

```
<businessObjectDataArea>
  <environmentURL>www.oracle.com</environmentURL>
  <emailBody>
    <messageCategory>11118</messageCategory>
    <messageNumber>12012</messageNumber>
  </emailBody>
</businessObjectDataArea>
```

Input Parameters: String, String, String

Return Type: String[]

getElementValue

Gets the value of an element.

```
getElementValue(String sElement, String sSubElement)
```

@param sElement - group or list element name

@param sSubElement - element name under the group or list.

@return return a single element value. Returns "null value" if tag is missing.

Example:

```
<faInfo><faId>557162971576</faId></faInfo>
System.out.println("FA ID = " +getElementValue("faInfo", "faId"));
```

Output:

```
FA ID = 557162971576
Input Parameters: String, String
Return Type: String
```

getElementValueByIndex

Gets the value of an element in a list.

```
getElementValueByIndex(String sElement, String sSubElement, String  
sIndex)
```

@param sElement - group or list element name

@param sSubElement - element name under the group or list.

@param index - Record position. 1 for the first record, 2 for the second. Etc..

@return return a single element value. Returns "null value" if tag is missing.

Example:

```
<spUsagePeriods>  
<serviceQty><seq>1</seq><qty>1317.000000</qty></serviceQty>  
<serviceQty><seq>2</seq><qty>659.000000</qty></serviceQty>  
</spUsagePeriods>  
System.out.println("Quantity:" + getElementValueByIndex("serviceQty",  
"qty", 2));
```

Output:

```
Quantity: 659.00000  
Input Parameters: String, String, String  
Return Type: String[]
```

setPropertyVariable

Populate c1Variables.properties. This function writes a temporary variable with key, value combination. If the key exists, it updates the value. If the key does not exist, it writes both the key and value. The value of the key can be retrieved by using the getPropertyVariable.

```
setPropertyVariable(String field, String value)
```

@parm field - variable name

@parm value - value

Example:

```
setPropertyVariable("PersonName", "Brazil,Mark");  
Input Parameters: String, String  
Return Type: None
```

Note: To check the properties see directory outsp-function-libs\CCB (For Example: C:\OATSOU\outsp-function-libs\CCB).

getPropertyVariable

Gets the value of the key from c1Variables.properties. To use this function, c1Variables.properties and the selected key should exist.

```
getPropertyVariable(String field)
```

@parm field - Value of the field that is to be retrieved (field should exists on the property file)

Example:

```
Variable.properties's AdjId=409779332582  
String sAdjId = getPropertyVariable("AdjId");  
info("Adj Id :"+sAdjId);
```

Input Parameters: String
Return Type: String

Note: To check the properties see directory outsp-function-libs\CCB (e.g. C:\OATSOU\outsp-function-libs\CCB).

autoFormatInput

Auto formats a given input string. For date conversion use the convertDateTimeFormat function.

```
autoFormatInput(String unformattedString, String format)
```

@param unformattedString - Raw Format

@param format - Desired Format

Example:

```
//Auto generated random number to conform with SSN format  
autoFormatInput("521326648","999-99-9999");
```

Output: 521-32-6648

Input Parameters: String

Return Type: String

addDayMonthOrYear

Adds 'N' number of day, month, or year to a particular date and format.

```
addDayMonthOrYear(String sDate, String sDateFormat, String sMonth,  
String sDay, String sYear)
```

@param sDate - Base date to be manipulated

@param sDateFormat - Define the format of sDate. (y = year, M = month, d = day, H = hours, m = minute, s = seconds)

@param sMonth - Number of months to be added

@param sDay - Number of days to be added

@param sYear - Number of year to be added

Example:

```
//Add one day to 01-01-2001  
addDayMonthOrYear("01-01-2001", "MM-dd-yyyy", "0", "1", "0");
```

Input Parameters: String, String, String, String, String

Return Type: String

subtractDayMonthOrYear

Subtracts the number of days, months, or year to a particular date and format.

```
subtractDayMonthOrYear(String sDate, String sDateFormat, String  
sMonth, String sDay, String sYear)
```

@param sDate - Base date to be manipulated

@param sDateFormat - Format of sDate. (y = year, M = month, d = day, H = hours, m = minute, s = seconds)

@param sMonth - Number of months to be subtracted

@param sDay - Number of days to be subtracted

@param sYear - Number of year to be subtracted

Example:

```
//Subtract one day to 01-01-2001  
subtractDayMonthOrYear("01-01-2001", "MM-dd-yyyy", "0", "1", "0");
```

Input Parameters: String, String, String, String, String

Return Type: String

randomNumber

Generates random number of a given length.

```
randomNumber(String sLengthOfRandomNbr)
```

@param sLengthOfRandomNbr - desired length of the random number

Example:

```
randomNumber ("5");
```

Output:

```
53293
```

Input Parameters: String

Return Type: String

addRandomNbrAsPrefix

Generates a random number of a given length to a prefix.

```
addRandomNbrAsPrefix(String sLengthOfRandomNbr,String sField)
```

@param sLengthOfRandomNbr - Number of Random Numbers to be generated.

@param sField - A prefix field

Example:

```
String strField = " Test Street"  
info (addRandomNbrAsPrefix ("5", strField);
```

Output:

```
99011 Test Street
```

Input Parameters: String

Return Type: String

addRandomNbrAsSuffix

Generates random number of a given length to a suffix.

```
addRandomNbrAsSuffix(String sLengthOfRandomNbr,String sField)
```

@param sLengthOfRandomNbr - Length of Random Numbers to be generated.

@param sField - A suffix field

Example:

```
String strField = "E-TEST-"  
info (addRandomNbrAsSuffix ("5", strField);
```

Output:

```
E-TEST-52697
Input Parameters: String
Return Type: String
```

addBusinessDate

Adds 'N' number of business days on a given date. This does not include holidays, rest day is defaulted to Saturday and Sunday.

```
addBusinessDate(String startDate, String format, String
noOfBusinessDays)
```

@param startDate - Base date to be incremented

@param format - startDate format. (y = year, M = month, d = day, H = hours, m = minute, s = seconds)

@param noOfBusinessDays - Number of business days to be added

Example:

```
06-07-2013 (Fri) + 3 Business days = 06-12-2013
System.out.println(addBusinessDate("06-03-2013", "MM-dd-yyyy", 3))
```

Output:

```
06-12-2013
Input Parameters: String,String,String
Return Type: String
```

currentDateTimeZone

Gets current time to of a given time zone.

```
currentDateTimeZone(String sDateTimeFormat, String sTimeZone)
```

@param sTimeZone - Time zone to be used. (e.g PST, GMT)

@param sDateTimeFormat - New Format of the string.

@sDateTimeFormat y = year, M = month, d = day, H = hours, m = minute, s = seconds

Example:

```
currentDateTimeZone("yyyy-MM-dd", "GMT");
```

Output:

```
2013-03-01
Input Parameters: String,String
Return Type: String
```

Chapter 3

Sample Work Flows

This chapter describes the Oracle Utilities Customer To Meter sample flows that illustrate common use cases for Oracle Utilities Customer To Meter. It also explains the procedure to execute these sample flows. It includes the following sections:

- [Sample Flows](#)
- [Executing Sample Flows](#)

Sample Flows

The sample flows delivered as part of Oracle Utilities Testing Accelerator for Oracle Utilities Customer To Meter demonstrate how flows can be created for Web services based testing and for a combination of Web services and UI based testing using the same framework.

These flows are designed to run using demo data, giving the user the ability to deploy Oracle Utilities Testing Accelerator for Oracle Utilities Customer To Meter and execute the sample flows immediately. The flows perform a part of the basic sanity testing required to certify that the Oracle Utilities Customer To Meter environment has been set up appropriately.

This section includes the following sample work flows:

- [X1-CloudSanity Flow](#)
- [X1-CreatePremiseAndAccount Flow](#)
- [X1-EndToEndStartService Flow](#)
- [X1-CreateBill Flow](#)
- [X1-CreatePaymentEvent Flow](#)

X1-CloudSanity Flow

The X1-CloudSanity flow creates a Person, then submits a VAL-PER batch.

Note: The Timezone must be created manually first and added to the Installation Options-Framework.

An additional component that sends the execution results will be provided to be able to notify the user of the test results via an email.

The following table lists the tasks in this flow and their respective components in Oracle Utilities Customer To Meter:

Task	Component
Admin Setup (OUAF)	F1-Algorithm
Admin	C1-IdentifierTypeAdd
Admin Setup (OUAF)	F1-Installation Option
Admin Setup (OUAF)	F1-OutboundMessageType
Admin Setup (OUAF)	F1-ExternalSystem
Master Configuration	X1-C2MMasterConfigurationAdd
Master Configuration	CM-SyncCfgBO
Master Configuration	D1-SeederSyncMasterConfigAdd
Admin	D1-ContactTypeAdd
Extendable Lookup	X1-CCBMDM-MDMCCB-LookupAdd
Customer Information	C1-PersonAdd
Data Synchronization	C1-GetSyncRequestId
Data Synchronization	C1-MDM2PersonSyncRequestRead
Data Synchronization	X1-GetInboundSyncRequestId

Task	Component
Data Synchronization	D1-OngoingSyncReqContactRead
Customer Information	D1-PersonRead
Batch (OUAF)	F1-BatchSubmission
Batch (OUAF)	F1-BatchCompletionStatus
Admin Setup (OUAF)	F1-SendResultsMail

X1-CreatePremiseAndAccount Flow

The X1-CreatePremiseAndAccount flow creates a Premise, Service Point, Person, and Account, collectively referred to as 'V' objects.

An additional component that sends the execution results is provided to notify the user of the test results via an email.

The following table lists the tasks in this flow and their respective components in Oracle Utilities Customer To Meter:

Task	Component
Customer Information	C1-PremiseAdd
Customer Information	C1-ServicePointAdd
Customer Information	C1-PersonAdd
Customer Information	C1-AccountAdd
Admin Setup (OUAF)	F1-SendResultsMail

X1-EndToEndStartService Flow

The X1-EndToEndStartService flow creates a Premise, Service Point, Person, and Account; collectively referred to as "V" objects. This flow also creates a Smart Meter, Device Configuration, Measuring Component, Install Event, Register and starts and activates Service Agreement (which will create a Usage Subscription).

An additional component that sends the execution results will be provided to be able to notify the user of the test results via an email.

The following table lists the tasks in this flow and their respective components in Oracle Utilities Customer To Meter:

Task	Component
Customer Information	C1-PremiseAdd
Customer Information	X1-ServicePointAdd
Customer Information	C1-PersonAdd
Customer Information	C1-AccountAdd
Customer Information	C1-StartStopUpdate
Customer Information	C1-ServiceAgreementUpdate

Task	Component
Data Synchronization	X1-GetInboundSyncRequestId
Data Synchronization	D2-OngoingSyncReqUSRead
Device	D1-SmartMeterAdd
Device	D1-DeviceConfigurationAdd
Device	D1-SmartMeterInstallEventAdd
Device	D1-SmartMeterInstallEventUpd
Device	D1-SmartMeterInstallEventUpd
Device	D1-RegisterAdd
Device	D1-IMDSeederAdd
Device	D1-ManualIMDScalarUpdate
Device	D1-IMDSeederAdd
Device	D1-ManualIMDScalarUpdate
Admin Setup (OUAF)	F1-SendResultsMail

X1-CreateBill Flow

The X1-CreateBill flow generates, freezes, and completes a bill. It uses the C1-BillAdd and C1-BillUpdate components, and an additional F1-SendResultsMail component to be able to notify the user of the test results via an email.

The following table lists the tasks in this flow and their respective components in Oracle Utilities Customer To Meter:

Task	Component
Financial	C1-BillAdd
Financial	C1-BillUpdate
Admin Setup (OUAF)	F1-SendResultsMail

X1-CreatePaymentEvent Flow

The X1-CreatePaymentEvent flow creates a Payment Event, and then distributes and freezes the payments.

The flow uses C1-TenderCtrlSearchByAllUser, C1-PaymentEventAdd, and C1-PaymentEventUpdate components, and an additional F1-SendResultsMail component to be able to notify the user of the test results via an email.

The following table lists the tasks in this flow and their respective components in Oracle Utilities Customer To Meter.

Task	Component
Financial	C1-TenderCtrlSearchByAllUser
Financial	C1-PaymentEventAdd

Task	Component
Financial	C1-PaymentEventUpdate
Financial	C1-PaymentEventUpdate
Admin Setup (OUAF)	F1-SendResultsMail

Executing Sample Flows

This section describes the procedure to setup sample flows and execute them.

- [Pre-requisites](#)
- [Setting Up Sample Flows](#)

Pre-requisites

To execute the sample flow, ensure the following pre-requisites are met:

- Oracle Utilities Customer To Meter v2.7.0.0 is up and running with the demo data pack.
- Eclipse client for Oracle Utilities Testing Accelerator is installed in the local machine. Refer to *Oracle Utilities Testing Accelerator Installation and Administration Guide* for version details.
- Oracle Utilities Customer To Meter is installed and repository/directory is setup in the local machine appropriately. Refer to *Oracle Utilities Testing Accelerator Installation and Administration Guide* for more details.

Setting Up Sample Flows

To setup a sample flow, follow these steps:

1. Login to Oracle Utilities Customer To Meter.
2. Import the Inbound Web Services into the Oracle Utilities Customer To Meter application where the scenarios need to be executed.

See **Importing Inbound Web Services** in the *Oracle Utilities Testing Accelerator User's Guide* for steps to import the Inbound Web Services.
3. Navigate to **Admin > Implementation Tools > Bundle Import > Add**.
4. Enter the **External Reference**, **Detailed Description**, and **Bundle Details** from the IWS Bundle Export Dump.
5. Click **Save** and then click **Apply bundle**.
6. Configure the **configuration.properties** file as follows:

- a. Provide the application URL for the parameter:

```
gStrApplicationURL=https\:\/\/<%serverName%>\:<%portNumber%>/ouaf
```

- b. Provide an environment name for display in the results email:

```
gStrEnvironmentName=<%testEnvironmentName%>
```

- c. Provide the Java Keystore details:

```
gStrJavaKeystorePath=<%javaKeystorePath%>
gStrJavaKeystorePwd=<%javaKeystoreEncryptedPassword%>
```

-
- d. Provide the application login user ID:

```
gStrApplicationUserName= <%userName%>
```

- e. Provide the application login encrypted password:

```
gStrApplicationUserPassword= <%encryptedPassword%>
```

- f. Provide the SMTP email server and e-mail ID:

```
gStrSMTP_HOST_NAME=<%SMTPServerName%>
```

```
gStrSMTP_PORT=<%portNumber%>
```

```
gStrTO_EMAIL_RECIPIENTS=<%e-mailId%>
```

- g. Provide the application database details:

```
gStrApplicationDBConnectionString=<%jdbc Connectionstring%> eg:
```

```
jdbc\:oracle\:thin\:@<%DBserverName%>\:<%port%>\:<%DBSID%>
```

```
gStrApplicationDBUsername=<%DBUserID%>
```

```
gStrApplicationDBPassword=<%encryptedDBPassword%>
```

- h. Provide the full directory path of Oracle Utilities Testing Accelerator repository directories in the local machine:

```
gStrOutputFilePath=<%logFilePath%>
```

```
Example: D:\\UTA\\Logs\\
```

```
gStrXSDFiles=<%XSDfolderPath%>
```

```
Example: D:\\UTA\\XSD\\
```

Appendix A

Inbound Web Services

The Oracle Utilities Customer To Meter components are developed using Web services method, and these components require Inbound Web Services to be defined in the application.

For instructions to create, import, or search an Inbound Web Service, see **Setting Up Inbound Web Services** in *Oracle Utilities Testing Accelerator User's Guide*.

The list of Inbound Web Services provided to use with the delivered components and flows is as follows:

- ATC1IdentifierType
- ATC1PremiseType
- ATD1ContactType
- ATD1CutServiceForNonPayment
- ATD1DisableServiceType
- ATD1EnableServiceType
- ATD1ExternalApplication
- ATD1FieldActivityType
- ATD1HeadEndSystem
- ATD1MarketParticipant
- ATD1ServiceType
- ATW1AssetLocationType
- ATW1AssetType
- ATW1ComponentType
- ATW1ContactType
- ATW1Organization
- ATW1OrganizationType
- ATW1ServiceHistoryType
- ATW1StorageLocation
- ATW1StorageLocationType
- ATW2ServicePoint
- ATW2Vehicle
- ATX1AssetLocationType

-
- ATX1ServicePointType
 - ATX1ServiceType
 - ATX1DServicePointType
 - ATW1AssetLocation
 - ATW1BasicTest
 - ATW1ServiceHistory
 - ATW2CommunicationComponent
 - ATW2CommunicationComponentSpec
 - ATW2CommunicationRelay
 - ATW2CommunicationRelaySpec
 - ATW2FirmwareSpecification
 - ATW2FirmwareVersion
 - ATW2ManualMeter
 - ATW2ManualMeterSpecification
 - ATW2SmartMeter
 - ATW2SmartMeterSpecification
 - ATW2SmartTest
 - ATD1CreateFAIMDRead
 - ATD1CutServiceForNonPayment
 - ATD1DeviceCommissionRead
 - ATD1DisableService
 - ATD1EnableService
 - ATD1FieldActivity
 - ATD1InstallDeviceRead
 - ATD1RequestToDoRead
 - ATD1UpdateDeviceRead
 - ATD1UpdateSPRead
 - ATC1CollectionAgencyReferral
 - ATC1CollectionProcess
 - ATC1CutProcess
 - ATC1OverdueProcess
 - ATC1PayArrangeByBill
 - ATC1PayArrangement
 - ATC1PayPlan
 - ATC1SeveranceProcess
 - ATC1WriteOffProcess
 - ATC1WriteOff
 - ATC1Account

-
- ATC1AccountBS
 - ATC1ContractOptEvent
 - ATC1ContractOption
 - ATC1Person
 - ATC1PersonBS
 - ATC1SARelationship
 - ATC1ServiceAgreement
 - ATC1ServiceAgreementUpdate
 - ATC1StartStop
 - ATC1StartStopBS
 - ATD1Business
 - ATD1Person
 - ATW1Business
 - ATW1Person
 - ATX1ServicePoint
 - ATD1ServicePointCharacteristics
 - ATC1FASyncRequestRead
 - ATC1GetSyncRequestId
 - ATC1MDM2ContractOptSyncReqRead
 - ATC1MDM2ContrOptEvtSyncReqRead
 - ATC1MDM2PersonSyncRequestRead
 - ATC1MDM2SARelSyncRequestRead
 - ATC1MDM2SASyncRequestRead
 - ATD1InstallEventSyncRequestRead
 - ATD1OngoingSyncRequestContactRead
 - ATD1OngoingSyncRequestDeviceRead
 - ATD2OngoingSyncRequestDynOptEvtRead
 - ATD2OngoingSyncRequestDynOptRead
 - ATD2OngoingSyncRequestUSRead
 - ATW1MDMAssetSyncRequestRead
 - ATW1OngoingSyncRequestAssetNodeRead
 - ATX1GetSyncRequestInId
 - ATD1DeviceConfiguration
 - ATD1IMDSeeder
 - ATD1IntervalChannel
 - ATD1ManualIMDInterval
 - ATD1ManualIMDScalar
 - ATD1ManualMeterr

-
- ATD1Register
 - ATD1SmartMeter
 - ATD1SmartMeterInstallEvent
 - ATX1C2MSATypeMapping
 - ATX1CCBMDM-MDMCCB-Lookup
 - ATX1ODMMDM-MDMODM-Lookup
 - ATC1Adjustment
 - ATC1BillableCharge
 - ATC1Bill
 - ATC1BillSegment
 - ATC1DepositControl
 - ATC1FT
 - ATC1MatchEvent
 - ATC1MultiCancelRebill
 - ATC1OffCycleBillGenerator
 - ATC1Payment
 - ATC1PaymentEvent
 - ATC1PaymentEventQuickAdd
 - ATC1PaymentQuickAdd
 - ATC1Statement
 - ATC1TenderControl
 - ATC1TenderCtrlSearchByAllUser
 - ATC1CtrlCenSearchByAccountId
 - ATC1CtrlCenSearchByAddress
 - ATC1CtrlCenSearchByNameAddress
 - ATX1RetrieveAlerts
 - ATX1RetrieveGlobalContexts
 - ATCMSyncCfgBO
 - ATD1SeederSyncMasterConfig
 - ATX1C2MMasterConfiguration
 - ATC1ActivityInformation
 - ATC1DeviceInformation
 - ATC1FACompletionMessage
 - ATC1PremFAGTT
 - ATC1ServiceRequestUpdate
 - ATC1GetUsageId
 - ATC1UsageReqCyclicalBilling
 - ATC1UsageRequestNonCyclical

-
- ATD1GetUsageFromExtID
 - ATD2DynamicOption
 - ATD2DynamicOptionEvent
 - ATD2UsageSubscription
 - ATD2UsageTransaction

Appendix B

Identifying Fields For a Web Service Request

The requisite fields need to be filled up with data in order to map the value on a given schema. For example: When a person is added online, only the field description is shown, but the exact field mapping is hidden from the user.

Following are the methods you can use to identify fields for a web service request and add data in those fields:

- [Debug Mode in the Application](#)
- [IE Development Tool Bar](#)
- [SOAP UI](#)

Debug Mode in the Application

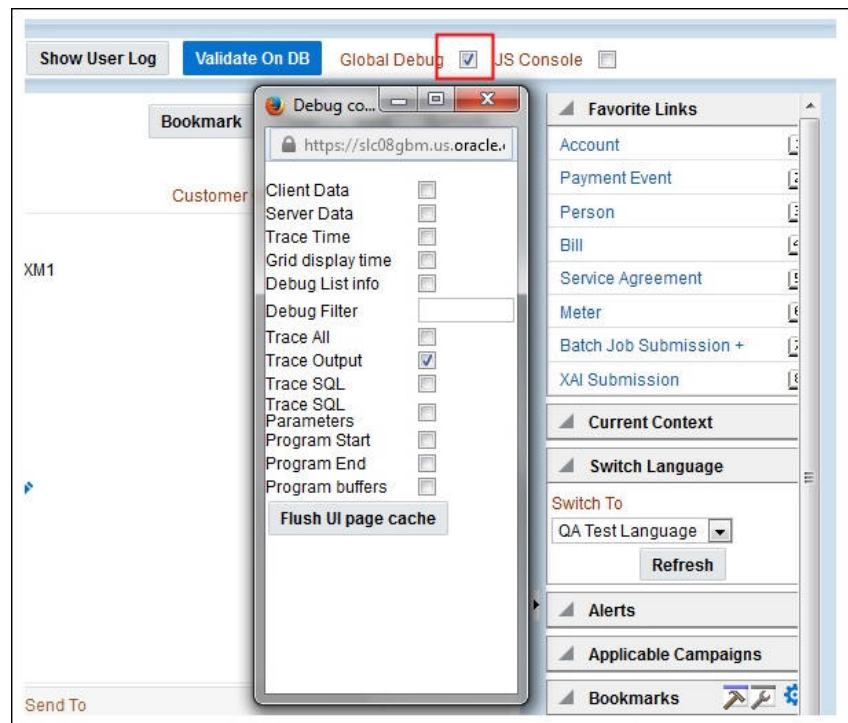
The debug mode enables users to check the field mapping on a given maintenance page. This is actually the easiest among the different possible ways; however some clients may have system restriction (such as access restriction) on using debug mode.

To enter test data in the requisite fields using the debug method, follow these steps:

1. Log in to the Oracle Utilities Customer To Meter application in the 'debug' mode.



2. Before clicking the Debug mode switch ensure to navigate first to the target page. For example: Person maintenance page



3. Perform the required action. Then, click **Save**.

For example: The figure below shows adding a person (person name, person phone, person contacts, Person IDs, etc)

The screenshot shows the Oracle PeopleSoft 'Person' form. The form is divided into several sections:

- Person Information:** Includes fields for Person Business (set to 'Person'), Life Support / Sensitive Load (set to 'None'), and Person ID (set to 'Sanity48173').
- Person Names:** A table with columns for Name Type (set to 'Primary') and Person Name (set to 'Sanity48173').
- Person Phones:** A table with columns for Phone Type, Phone Number, Extension, and Phone Format.
- Person Contacts:** A table with columns for Contact Routing, Person Contact Type, Contact Information, Extension, Format, Primary, and Do Not.
- Person IDs:** A table with columns for Primary ID (checked), ID Type (set to 'Social security number'), ID Number (set to '523-65-5514'), and Identifier Format (set to '999-99-9999').

The schema window showing the populated values is displayed.

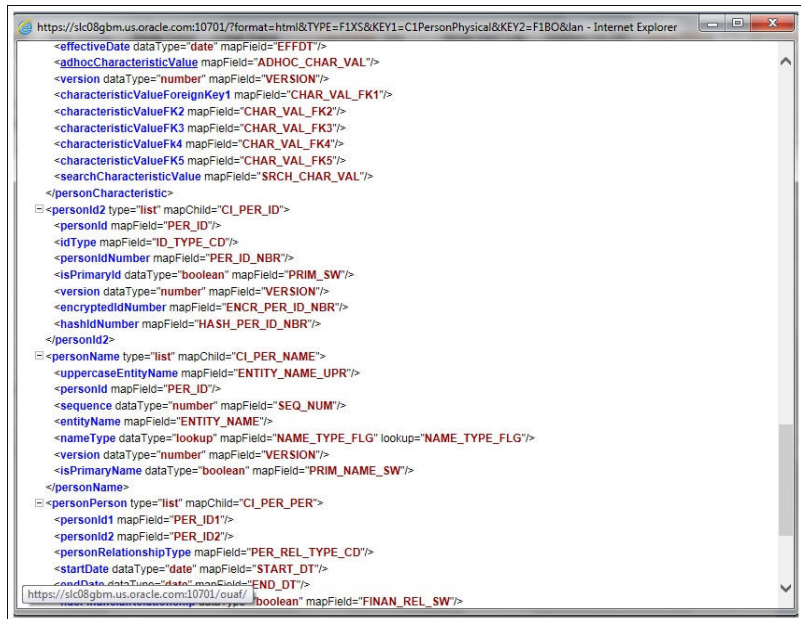
```

https://sk08gbm.us.oracle.com:10701/ouaf/cisMain.jsp?language=ENG
<field name="IN_CITY_LIM_LBL">In City Limit</field>
<field name="GEO_CODE_LEL">Geographic Code</field>
<list name="PER_IDENTIFIER">
  <listHeader>
    <field name="PER_ID"></field>
    <field name="LAST_ID_TYPE_CD"></field>
    <field name="moreRows">false</field>
    <field name="remainingRows">0</field>
    <field name="lastInfo"></field>
  </listHeader>
  <listBody action="A">
    <field name="PER_ID"></field>
    <field name="ID_TYPE_CD">SSN</field>
    <field name="PER_ID_NBR">523-65-5514</field>
    <field name="PRIM_SW">true</field>
    <field name="VERSION">0</field>
    <field name="ENCR_PER_ID_NBR"></field>
    <field name="HASH_PER_ID_NBR"></field>
    <field name="IDENTIFIER_FMT">999-99-9999</field>
  </listBody>
</list>
<list name="PER_NAME">
  <listHeader>
    <field name="PER_ID"></field>
    <field name="LAST_SEQ_NUM">0</field>
    <field name="moreRows">false</field>
    <field name="remainingRows">0</field>
    <field name="lastInfo"></field>
  </listHeader>
  <listBody action="A">
    <field name="ENTITY_NAME_UPR"></field>
    <field name="PER_ID"></field>
    <field name="SEQ_NUM">0</field>
    <field name="ENTITY_NAME">Sanity, 48173</field>
    <field name="NAME_TYPE_FLG">PRIM</field>
    <field name="VERSION">0</field>
    <field name="PRIM_NAME_SW">false</field>
  </listBody>
</list>
<list name="PER_CHAR">
  <listHeader>
    <field name="PER_ID"></field>
    <field name="LAST_CHAR_TYPE_CD"></field>
    <field name="LAST_EFFDT"></field>
    <field name="moreRows">false</field>
    <field name="remainingRows">0</field>
    <field name="lastInfo"></field>
  </listHeader>
  <listBody action="A">

```

- Navigate to the Business Object or Business Service look up window for the requisite field.

For example: In the figure below, ENTITY_NAME is named as entityName.



- In the flow, search for the requisite field and enter the component test data.

WS-SETXMLELEMENT			uppercaseEntityName	<input type="checkbox"/>	
WS-SETXMLELEMENT			personId	<input type="checkbox"/>	
WS-SETXMLELEMENT			sequence	<input type="checkbox"/>	
WS-SETXMLELEMENT			entityName	<input type="checkbox"/>	Sanity,UserTesting3
WS-SETXMLELEMENT			nameType	<input type="checkbox"/>	PRIM
WS-SETXMLELEMENT			version	<input type="checkbox"/>	
WS-SETXMLELEMENT			isPrimaryName	<input type="checkbox"/>	

- Click **Save** to save the test data.

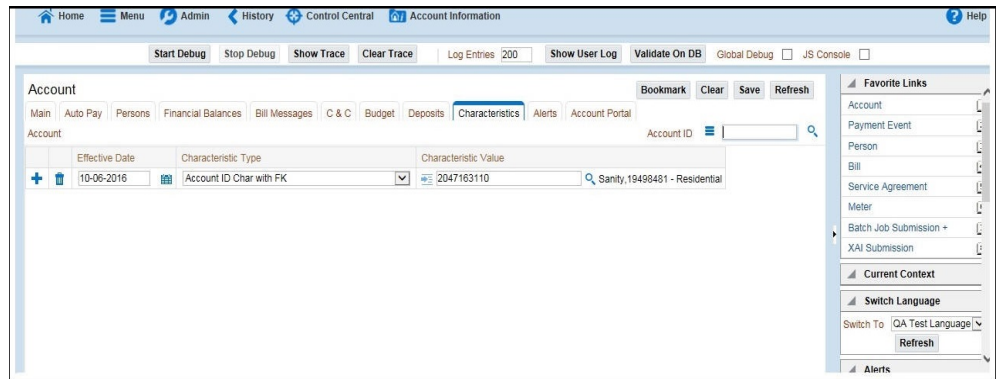
IE Development Tool Bar

The IE Development tool bar, available in IE11, enables users to inspect the page and its field mapping. It is on a 1:1 basis, meaning one inspect = one field.

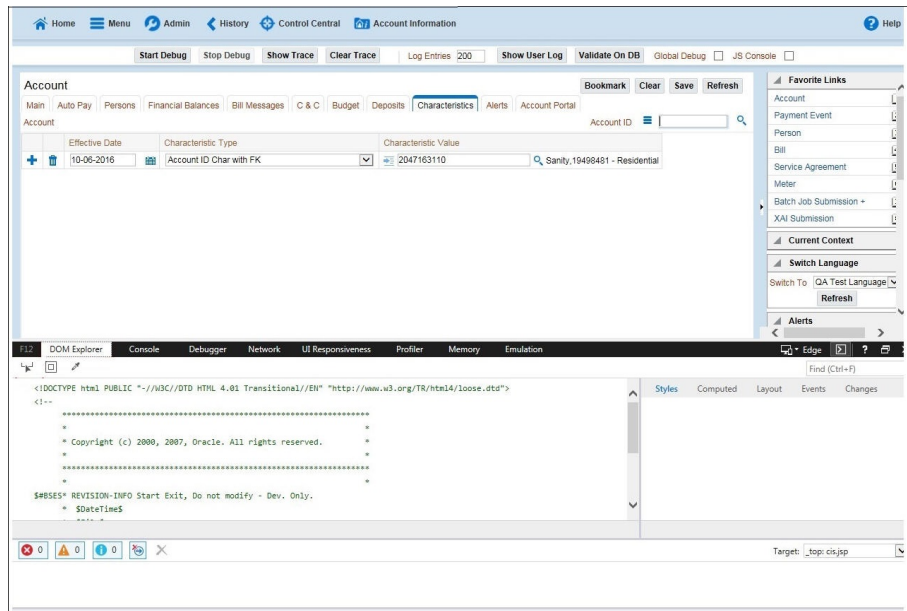
To enter test data in the requisite fields using the IE Development tool bar, follow these steps:

- Login to Oracle Utilities Customer To Meter using Internet Explorer 11.
- Navigate to the page where the requisite field needs to be updated with data.

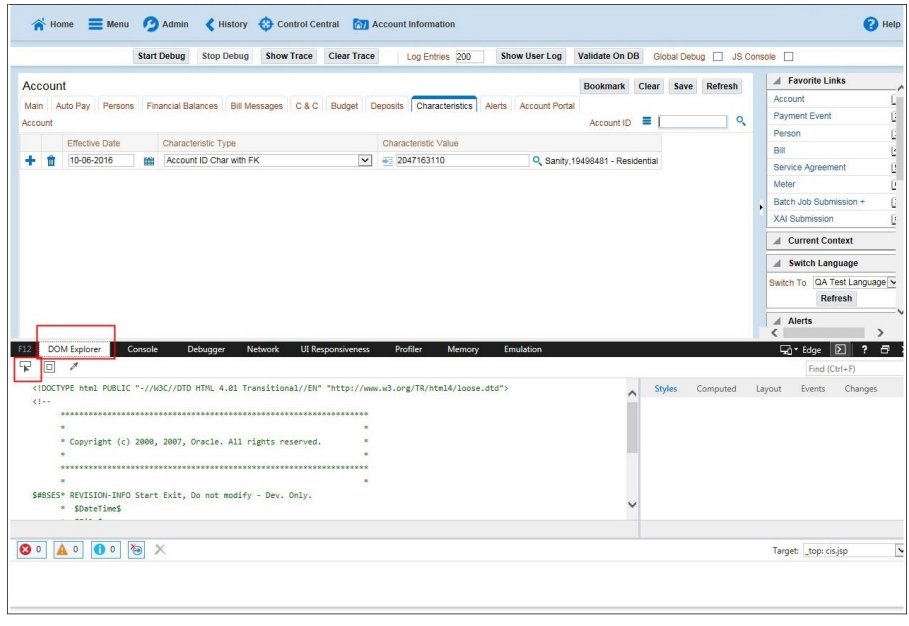
For example: The figure below shows the Account page where the **Characteristic Value** field on the **Characteristics** tab needs to be updated.



3. Press **F12**. The browser displays the F12 developer tools that help in building and debugging web pages.

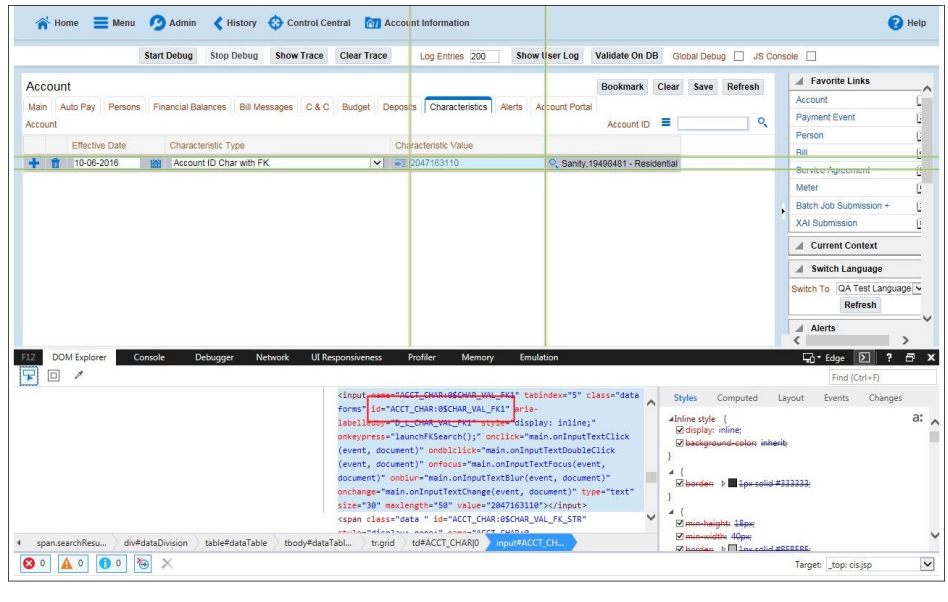


- On the F12 tools menu, click the **DOM Explorer** tab, and then click the **Select element** icon.



- On the application page, click the field for which you need to enter the data. The DOM Explorer shows the HTML for the selected field.

For example: Click the **Characteristic Value** field on the **Account** page. The DOM Explorer shows the **ID** of that field.



- On the object lookup window, search the requisite field.

For example: Search for CHAR_VAL_FK1.

```

</version dataType="number" mapField="VERSION"/>
</accountAlert>
<accountAutopay type="list" mapChild="CI_ACCT_APAY">
  <accountAutoPayId mapField="ACCT_APAY_ID"/>
  <accountId mapField="ACCT_ID"/>
  <startDate dataType="date" mapField="START_DT"/>
  <endDate dataType="date" mapField="END_DT"/>
  <autopaySource mapField="APAY_SRC_CD"/>
  <externalAccountId mapField="EXT_ACCT_ID"/>
  <expireDate dataType="date" mapField="EXPIRE_DT"/>
  <entityName mapField="ENTITY_NAME"/>
  <comments mapField="COMMENTS"/>
  <version dataType="number" mapField="VERSION"/>
  <autopayMaxWithdrawalAmount dataType="money" mapField="APAY_MAX_WDRWL_AMT"/>
  <autoPayMethod dataType="lookup" mapField="APAY_METHOD_FLG" lookup="APAY_METHOD_FLG"/>
  <encryptedExternalAccountId mapField="ENCR_EXT_ACCT_ID"/>
</accountAutopay>
<accountCharacteristic type="list" mapChild="CI_ACCT_CHAR">
  <accountId mapField="ACCT_ID"/>
  <characteristicType mapField="CHAR_TYPE_CD"/>
  <effectiveDate dataType="date" mapField="EFFDT"/>
  <characteristicValue mapField="CHAR_VAL"/>
  <adhocCharacteristicValue mapField="ADHOC_CHAR_VAL"/>
  <version dataType="number" mapField="VERSION"/>
  <characteristicValueForeignKey1 mapField="CHAR_VAL_FK1"/>
  <characteristicValueFK2 mapField="CHAR_VAL_FK2"/>
  <characteristicValueFK3 mapField="CHAR_VAL_FK3"/>
  <characteristicValueFK4 mapField="CHAR_VAL_FK4"/>
  <characteristicValueFK5 mapField="CHAR_VAL_FK5"/>
  <searchCharacteristicValue mapField="SRCH_CHAR_VAL"/>
</accountCharacteristic>
<accountMessage type="list" mapChild="CI_ACCT_MSG">
  <accountId mapField="ACCT_ID"/>

```

- In the flow, add the necessary data into the field.

WS-SETXMLELEMENT				characteristicValue	<input type="checkbox"/>	2047163110
WS-SETXMLELEMENT				adhocCharacteristic...	<input type="checkbox"/>	
WS-SETXMLELEMENT				version	<input type="checkbox"/>	
WS-SETXMLELEMENT				characteristicValueF...	<input type="checkbox"/>	
WS-SETXMLELEMENT				characteristicValueFK2	<input type="checkbox"/>	
WS-SETXMLELEMENT				characteristicValueFK3	<input type="checkbox"/>	
WS-SETXMLELEMENT				characteristicValueFk4	<input type="checkbox"/>	
WS-SETXMLELEMENT				characteristicValueFK5	<input type="checkbox"/>	

- Click **Save** to save the data.

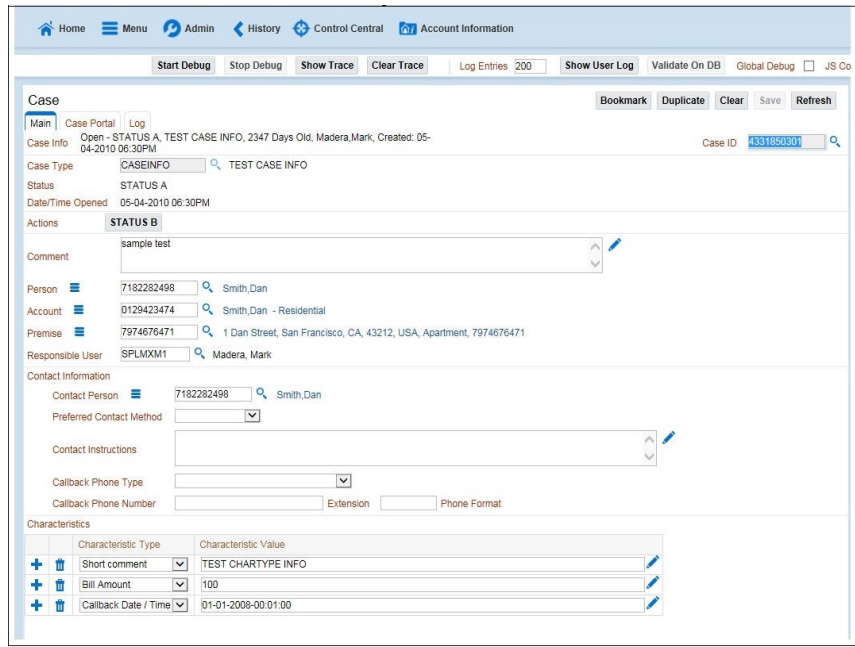
SOAP UI

This method is an alternative to the other methods mentioned above if the user is familiar with SOAP UI.

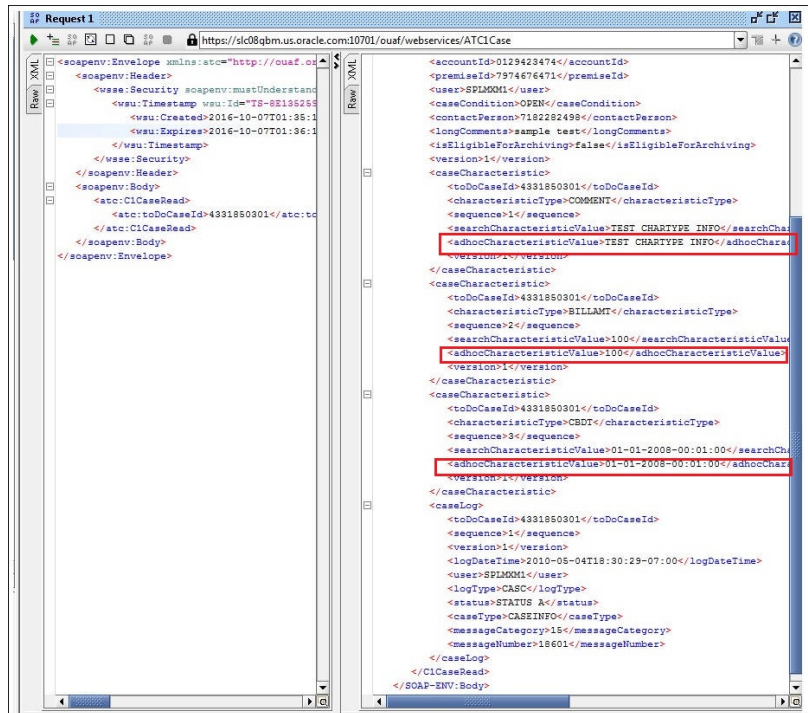
To identify the requisite fields using SOAP UI, follow these steps:

- Log in to the Oracle Utilities Customer To Meter application.
- Navigate to the page where the test data has to added. Add the data in the respective fields.

For example: The figure below shows the **Case** page where **Characteristics Type** and **Characteristic Value** are added in the **Characteristics** section.



- On the SOAP UI, perform a Read using the data that has been added on the **Case** page (in step 2). The result is displayed in the right pane.



- Copy the values and paste them in the respective fields on the flow.

For example: COMMENT and TEST CHARTYPE INFO are the values for characteristicType and adhocCharacteristicValue fields.

Note: Not all fields populated on the SOAP response needs to be populated on the flow. (For example: version, info, other type of description, etc).

WS-SETXMLLISTELEMNT			<input type="button" value="Add"/>	caseCharacteristic	
WS-SETXMLLISTELEMNT				toDoCaseId	<input type="text"/>
WS-SETXMLLISTELEMNT				characteristicType	<input type="text" value="COMMENT"/>
WS-SETXMLLISTELEMNT				sequence	<input type="text" value="1"/>
WS-SETXMLLISTELEMNT				searchCharacteristicValue	<input type="text"/>
WS-SETXMLLISTELEMNT				characteristicValueFK5	<input type="text"/>
WS-SETXMLLISTELEMNT				characteristicValueFk4	<input type="text"/>
WS-SETXMLLISTELEMNT				characteristicValueFK3	<input type="text"/>
WS-SETXMLLISTELEMNT				characteristicValueFK2	<input type="text"/>
WS-SETXMLLISTELEMNT				characteristicValueForei...	<input type="text"/>
WS-SETXMLLISTELEMNT				adhocCharacteristicValue	<input type="text" value="TEST CHARTYPE INFO"/>
WS-SETXMLLISTELEMNT				characteristicValue	<input type="text"/>
WS-SETXMLLISTELEMNT				version	<input type="text"/>

5. Click **Save** to save the data.